

BNY Mellon Emerging Income Inst W I Emerging Income Inst W Inc Fund Information

Sector
IA Global Emerging Markets

Manager's Name
Zoe Kan

Date Manager Appointed
Jul 2019

Launch Date
Oct 2012

Fund Size (£m)
£72.38

Yield* (See page2)
3.85 %

XD Dates
Jul 01, Apr 01, Jan 02, Oct 01

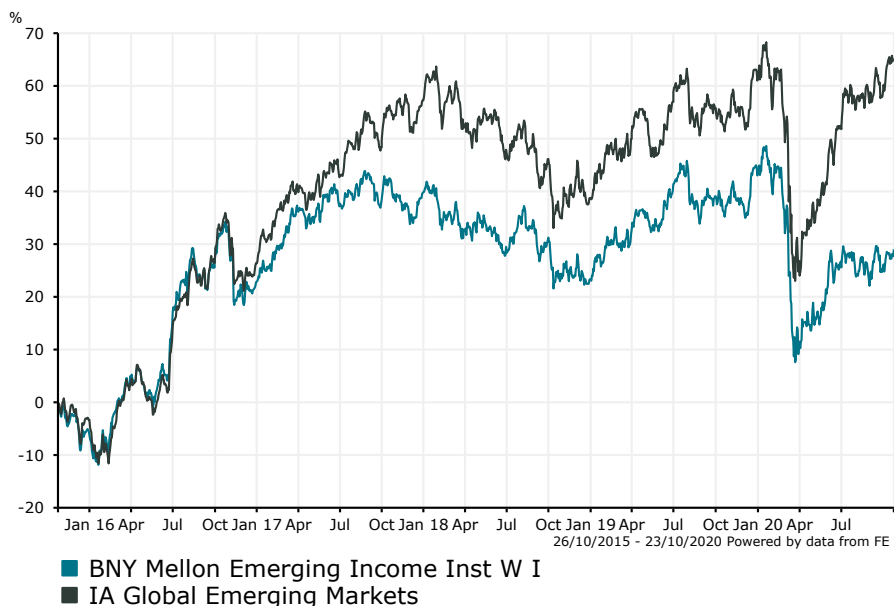
Last Distribution
01/07/20 (XD Date)
31/08/20 (Pay Date)
1.25(Distribution)

OCF
0.91 %

Fund Aim

The Fund aims to achieve income together with capital growth over the long term (5 years or more).
Sector: IA Global Emerging Markets

Performance



Discrete Performance - 12 months to 31/12/19

	2019	2018	2017	2016	2015
Fund	15.94	-11.73	13.83	29.89	-12.87
Stock Sector Average	16.04	-11.78	24.43	30.84	-10.19

Cumulative Performance to 30/09/20

	1 Yr	2 Yrs	3 Yrs	4 Yrs	5 Yrs
Fund	-10.03	-4.26	-9.12	-0.32	35.38
Stock Sector Average	1.97	8.64	7.00	25.63	71.46

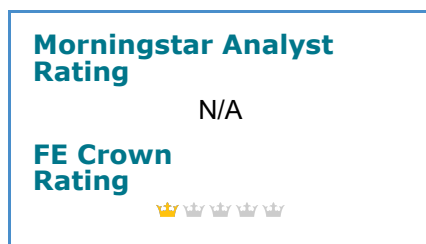
Performance Analysis - Annualised 3 years

	Growth Rate %	Volatility	Alpha	Beta	Sharpe
Fund	-3.14	14.05	-4.98	0.85	-0.01
Stock Sector Average	2.28	15.28	0.00	1.00	0.00

Morningstar Analyst Rating

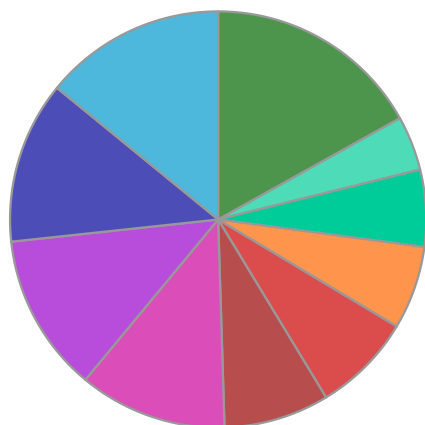
N/A

FE Crown Rating

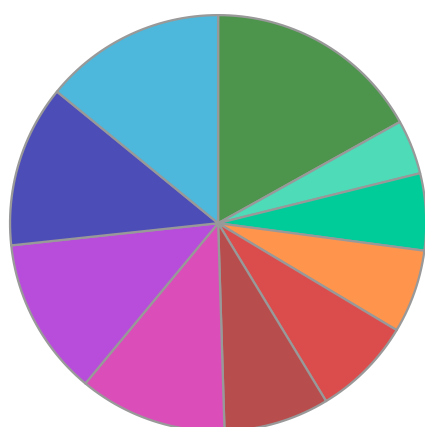


BNY Mellon Emerging Income Inst W I Emerging Income Inst W Inc

Fund Composition



	(%)
Taiwanese Equities	14.10
South Korean Equities	12.60
South African Equities	12.29
Hong Kong Equities	11.50
Chinese Equities	8.19
Indian Equities	7.73
Brazilian Equities	6.48
Mexican Equities	5.97
Chilean Equities	4.23
Others	16.91



	(%)
Taiwan	14.10
Korea	12.60
South Africa	12.29
Hong Kong	11.50
China	8.19
India	7.73
Brazil	6.48
Mexico	5.97
Chile	4.23
Others	16.91

Largest Holdings

Holdings	(%)
TAIWAN SEMICONDUCTOR MANUFACTURING	9.51
SAMSUNG ELECTRONICS CO	6.31
BRITISH AMERICAN TOBACCO	4.48
LINK REAL ESTATE INVESTMENT TRUST UTS	3.98
AIA GROUP LTD	3.94

Holdings	(%)
PING AN INSURANCE(GR)CO OF CHINA	3.69
MACQUARIE KOREA INFRASTRUCTURE FUND NPV	3.54
BHP GROUP PLC	3.02
SOCIEDAD QUIMICA Y MINERA DE CHILE	2.98
TRANSMISSORA ALIANCA DE ENEG ELEC	2.95

* Data supplied by fund managers regarding fixed interests funds may not specify yield type. As the provision of redemption yield is an FCA regulatory requirement Novia assumes these are used.

Important Information

Performance details and yields are as at 30/09/2020. Performance figures are inclusive of net reinvested income. Source: FE. This document is designed only for professional investors and experienced advisers. The value of investments and the income gained may fluctuate. Investors may not get back the full amount invested. Past performance is not a guide to the future.