

## HSBC Monthly Income C Acc

### Fund Information

**Sector**

IA UK Equity &amp; Bond Income

**Manager's Name**

 Mohamed Imtiaz Siddeeq  
Justin Mark Turner

**Date Manager Appointed**

Jan 2014

**Launch Date**

Dec 2012

**Fund Size (£m)**

£95.90

**Yield\*** (See page2)

4.09 %

**XD Dates**

Sep 16, Aug 17, Jul 16, Jun 16

**Last Distribution**

16/09/20 (XD Date)

15/10/20 (Pay Date)

0.78(Distribution)

**OCF**

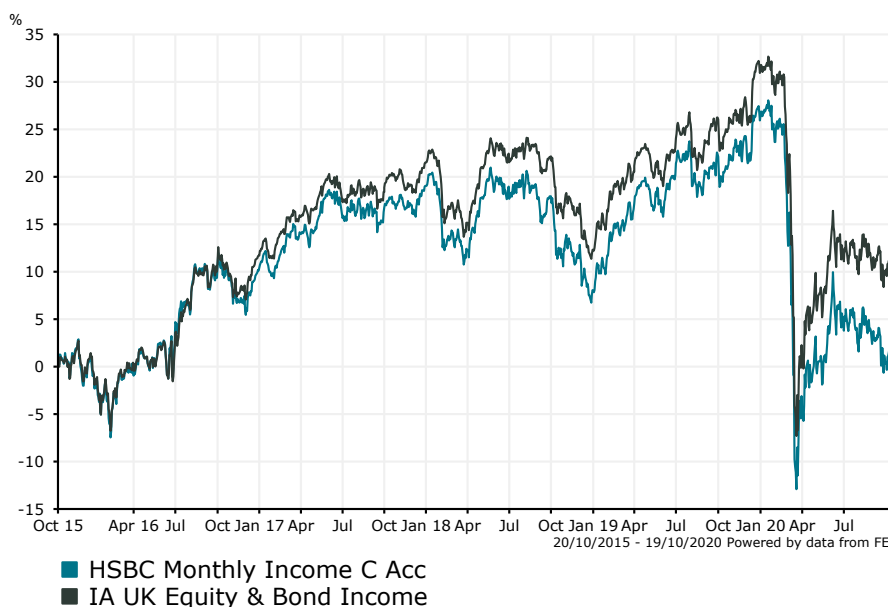
0.64 %

### Fund Aim

The Fund aims to provide a monthly income together with growth in the long term, which is a period of five years or more. To achieve its objective the Fund will invest a minimum of 80% in a combination of shares (equities) of UK companies and bonds issued by UK companies. UK companies are those that are based in the UK or earn at least 80% of their revenue from the UK. Under normal market conditions, the asset allocation of the Fund is 70% in shares of companies and 30% in bonds. These percentages will fluctuate based upon market movement.

**Sector:** IA UK Equity & Bond Income

### Performance


**Morningstar Analyst Rating**

N/A

**FE Crown Rating**

**Discrete Performance - 12 months to 31/12/19**

	2019	2018	2017	2016	2015
Fund	16.54	-9.22	8.12	9.53	1.41
Stock Sector Average	16.57	-7.56	8.78	10.56	3.75

**Cumulative Performance to 30/09/20**

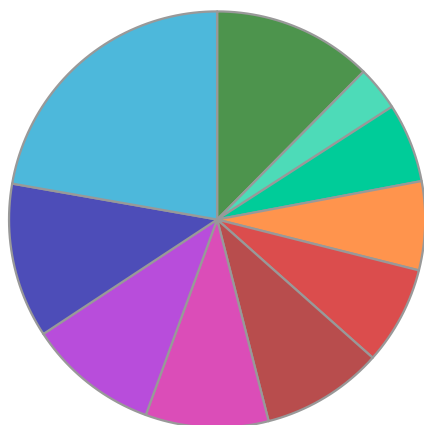
	1 Yr	2 Yrs	3 Yrs	4 Yrs	5 Yrs
Fund	-18.04	-14.82	-13.74	-8.28	3.15
Stock Sector Average	-13.08	-10.07	-7.33	-0.26	12.54

**Performance Analysis - Annualised 3 years**

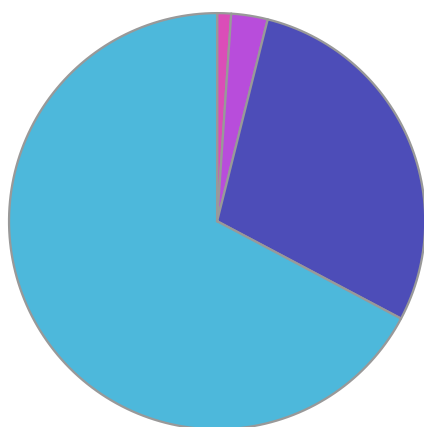
	Growth Rate %	Volatility	Alpha	Beta	Sharpe
Fund	-4.81	12.95	-2.28	1.02	-0.01
Stock Sector Average	-2.50	12.60	0.00	1.00	-0.01

**HSBC Monthly Income C Acc**

**Fund Composition**



	(%)
Corporate Bonds	22.24
Financials	12.03
Consumer Services	10.16
Industrials	9.55
Consumer Goods	9.46
Health Care	7.63
Oil & Gas	6.89
Basic Materials	6.16
Government Bonds	3.46
Others	12.42



	(%)
International Equities	67.25
Global Fixed Interest	28.84
Money Market	2.83
Others	1.08

**Largest Holdings**

Holdings	(%)
GLAXOSMITHKLINE	4.63
ROYAL DUTCH SHELL PLC	3.53
UNILEVER	3.44
BP	3.36
BHP GROUP PLC	3.32

Holdings	(%)
ASTRAZENECA PLC	3.00
PRUDENTIAL PLC	2.75
HSBC HLDGS	2.28
TESCO	2.27
BARCLAYS PLC	2.20

\* Data supplied by fund managers regarding fixed interests funds may not specify yield type. As the provision of redemption yield is an FCA regulatory requirement Novia assumes these are used.

**Important Information**

Performance details and yields are as at 30/09/2020. Performance figures are inclusive of net reinvested income. Source: FE. This document is designed only for professional investors and experienced advisers. The value of investments and the income gained may fluctuate. Investors may not get back the full amount invested. Past performance is not a guide to the future.