

L&G UK Select Equity I Acc

Fund Information

Sector

IA UK All Companies

Manager's Name

Gavin Launder

Date Manager Appointed

Jun 2018

Launch Date

Oct 2012

Fund Size(£m)

£315.53

Yield* (See page2)

1.00 %

XD Dates

Apr 01, Oct 01

Last Distribution

01/04/20 (XD Date)

31/05/20 (Pay Date)

2.26(Distribution)

OCF

0.78 %

Morningstar Analyst Rating

N/A

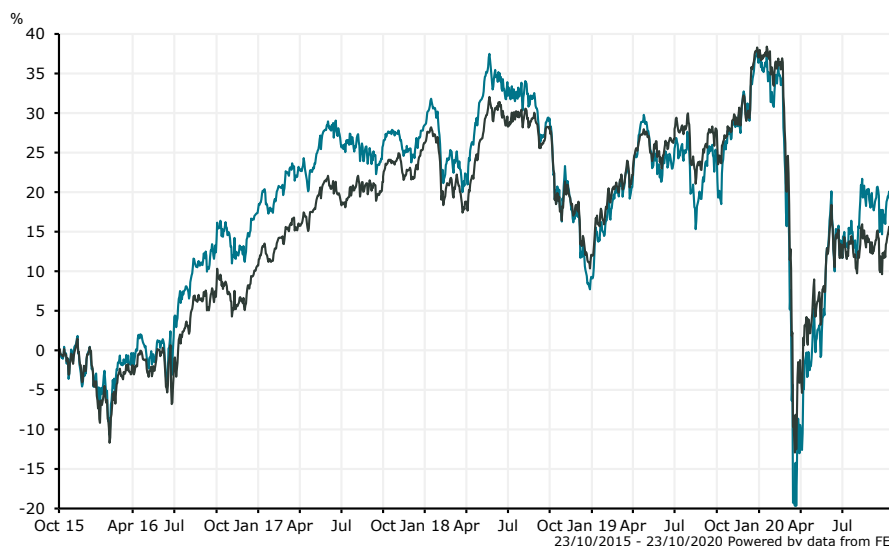
FE Crown Rating


Fund Aim

The Legal & General UK Select Equity Fund aims to generate growth by investing predominantly in shares of UK companies. The fund has a target to outperform the Index by 3% per annum before charges, measured over rolling three-year periods. The fund is actively managed. The fund invests its assets predominantly in a broad range of shares of UK companies. These are companies that are incorporated or headquartered or which have their principal business activities in the UK. The fund may also invest in collective investment schemes and hold shares in other UK listed companies. The collective investment schemes invested in may include those managed or operated by Legal & General. The fund's portfolio will be concentrated. The fund may use derivatives for efficient portfolio management to reduce risk or cost, or to generate additional capital or income with no, or an acceptably low, level of risk. The fund may also invest in cash or deposits. Information on tracking error The Fund is subject to a tracking error of 3% to 9%. Tracking error is defined as the volatility of the differences in returns between a fund and its benchmark index. The Manager for this Fund has significant discretion in relation to portfolio weightings. The weight of an individual company can represent from -10% to +5% of the Index weight. For example, if a company represents 4% of the Index, the Fund can hold from 0% up to 9% of its assets in that company. In addition, the Manager may hold between -10% and +10% of the Index weight in any particular sector.

Sector: IA UK All Companies

Performance



■ L&G UK Select Equity I Acc
■ IA UK All Companies

Discrete Performance - 12 months to 31/12/19

	2019	2018	2017	2016	2015
Fund	24.76	-14.88	9.42	17.59	2.55
Stock Sector Average	22.24	-11.19	13.99	10.82	4.86

Cumulative Performance to 30/09/20

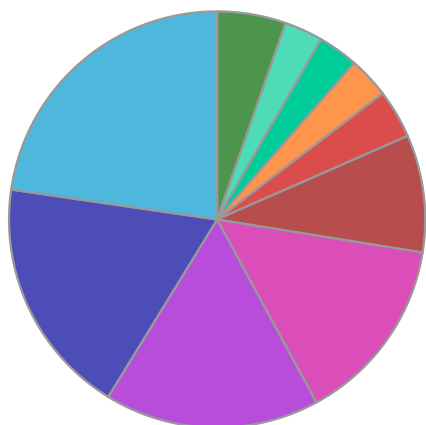
	1 Yr	2 Yrs	3 Yrs	4 Yrs	5 Yrs
Fund	-6.92	-9.95	-7.59	3.34	22.11
Stock Sector Average	-12.76	-12.78	-7.95	4.61	16.90

Performance Analysis - Annualised 3 years

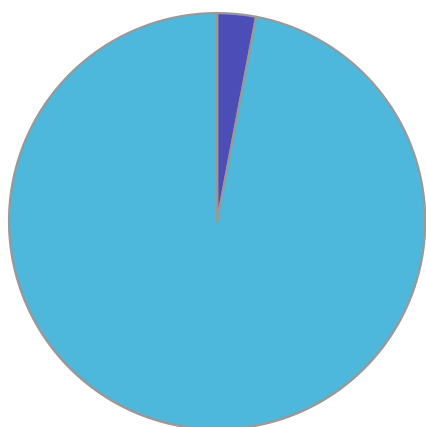
	Growth Rate %	Volatility	Alpha	Beta	Sharpe
Fund	-2.60	21.64	1.40	1.25	-0.01

L&G UK Select Equity I Acc

Fund Composition



	(%)
Consumer Services	22.70
Industrials	18.53
Financials	16.68
Consumer Goods	14.55
Health Care	9.12
Technology	3.78
Basic Materials	3.20
Telecommunications	3.10
Cash & Cash Equivalents	3.00
Others	5.34



	(%)
UK Equities	97.00
Cash & Cash Equivalents	3.00

Largest Holdings

Holdings	(%)
ASTRAZENECA PLC	4.50
AVEVA GROUP	3.90
COCA-COLA H.B.COMP.SRBIJA	3.70
HG CAPITAL TRUST NEW ORD GBP0.25 (SUB SHS-CLAIMS PURPS)	3.70
RENTOKIL INITIAL PLC	3.60

Holdings	(%)
DERWENT LONDON PLC	3.50
3I GROUP PLC	3.50
EXPERIAN PLC	3.40
JUST EAT TAKEAWAY.COM NV	3.40
JD SPORTS FASHION PLC	3.40

* Data supplied by fund managers regarding fixed interests funds may not specify yield type. As the provision of redemption yield is an FCA regulatory requirement Novia assumes these are used.

Important Information

Performance details and yields are as at 30/09/2020. Performance figures are inclusive of net reinvested income. Source: FE. This document is designed only for professional investors and experienced advisers. The value of investments and the income gained may fluctuate. Investors may not get back the full amount invested. Past performance is not a guide to the future.