

Aviva Inv Mlti Ast I 2

Fund Information

Sector
IA Volatility Managed

Manager's Name
Paul Parascandalo
Guillaume Pailat
Sunil Krishnan

Date Manager Appointed
Nov 2015

Launch Date
Aug 2012

Fund Size (£m)
£364.41

Yield* (See page2)
1.08 %

XD Dates
Sep 01, Mar 02

Last Distribution
01/09/20 (XD Date)
30/10/20 (Pay Date)
0.67(Distribution)

OCF
0.55 %

Morningstar Analyst Rating

N/A

FE Crown Rating

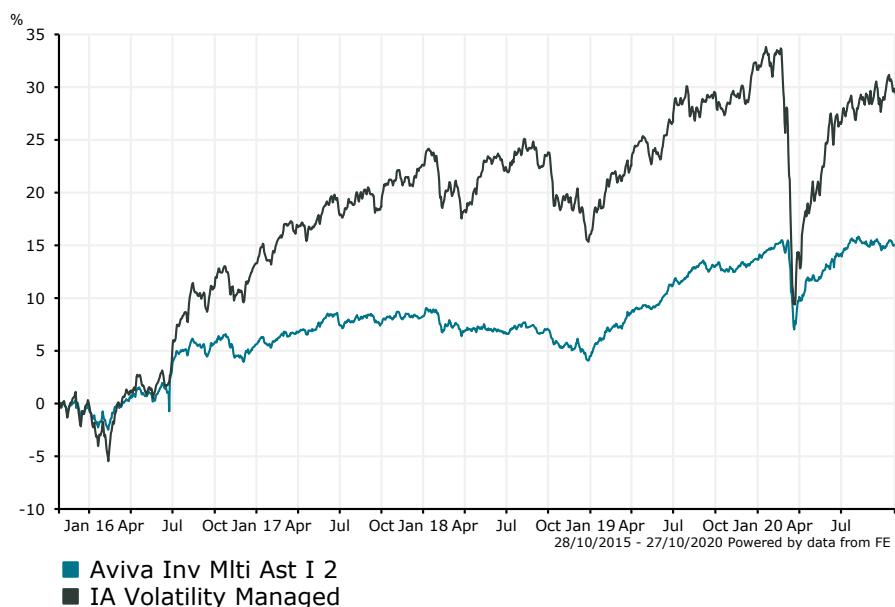


Fund Aim

To grow your investment over the long term (5 years or more) through a combination of income and capital returns, whilst aiming for an average volatility of 20% of the volatility of global equities.

Sector: IA Volatility Managed

Performance



Discrete Performance - 12 months to 31/12/19

	2019	2018	2017	2016	2015
Fund	8.77	-3.49	2.53	6.05	1.47
Stock Sector Average	13.47	-5.41	8.25	13.12	1.54

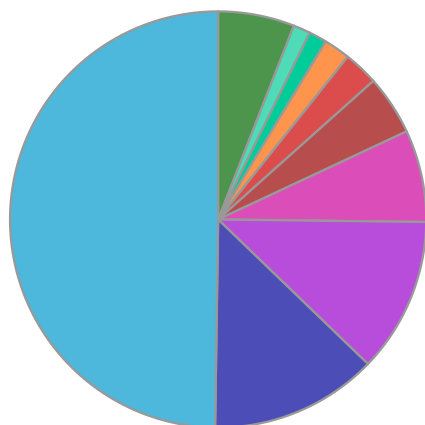
Cumulative Performance to 30/09/20

	1 Yr	2 Yrs	3 Yrs	4 Yrs	5 Yrs
Fund	1.77	7.32	6.88	8.77	17.95
Stock Sector Average	-0.58	4.15	8.51	16.04	33.88

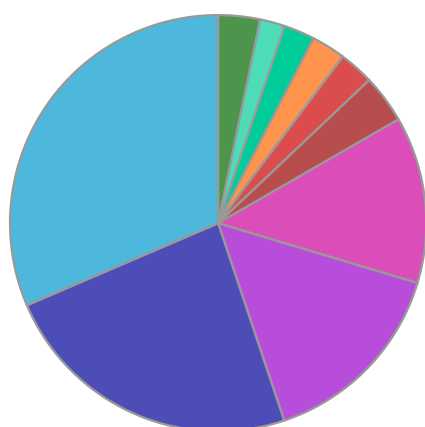
Performance Analysis - Annualised 3 years

	Growth Rate %	Volatility	Alpha	Beta	Sharpe
Fund	2.24	3.84	1.16	0.36	0.00
Stock Sector Average	2.76	9.07	0.00	1.00	0.00

Fund Composition



	(%)
Corporate Bonds	49.77
Money Market	13.02
Government Bonds	12.02
Others	7.15
Financials	4.64
Mutual Funds	2.70
Government Agency Bonds	2.04
Industrials	1.40
Consumer Staples	1.33
Others	5.93



	(%)
Global Corporate Fixed Interest	31.45
Global Government Fixed Interest	23.69
Hedge	15.22
Money Market	12.95
Global Index Linked	3.76
Global Emerging Market Fixed Interest	2.70
European Equities	2.65
Global High Yield Fixed Interest	2.39
Global Emerging Market Equities	1.95
Others	3.24

Largest Holdings

Holdings	(%)
AVIVA INVESTORS STLG LQUPTY 9 GBP INC	31.77
AVIVA INVESTORS GL INVMGRDCORPBD ZYH£ACC	19.56
UNITED STATES TREASURY NOTES 0%	8.66
AVIVA INVESTORS MLT- STRATFXDINCZYH£ACC	7.05
AI NORTH AMERICAN EQ IDX UK FD OF FD ACC	4.11

Holdings	(%)
AVIVA INVESTORS MLT-STRAT TRGT RET 3£ACC	3.31
AVIVA INVESTORS EM MKTS BD ZYH GBP ACC	2.57
AVIVA INVESTORS EM LCL CCY BD ZY GBP ACC	2.28
AVIVA INVESTORS UK INDEX TRACKING 3 £ACC	1.17

* Data supplied by fund managers regarding fixed interests funds may not specify yield type. As the provision of redemption yield is an FCA regulatory requirement Novia assumes these are used.

Important Information

Performance details and yields are as at 30/09/2020. Performance figures are inclusive of net reinvested income. Source: FE. This document is designed only for professional investors and experienced advisers. The value of investments and the income gained may fluctuate. Investors may not get back the full amount invested. Past performance is not a guide to the future.