

BlackRock US Opps D Inc

Fund Information

Sector
IA North America

Manager's Name
Tony DeSpirito
David Zhao
Franco Tapia

Date Manager Appointed
Apr 2017

Launch Date
Oct 2012

Fund Size (£m)
£57.76

Yield* (See page2)
1.47 %

XD Dates
Mar 02, Feb 28

Last Distribution
02/03/20 (XD Date)
30/04/20 (Pay Date)
15.23(Distribution)

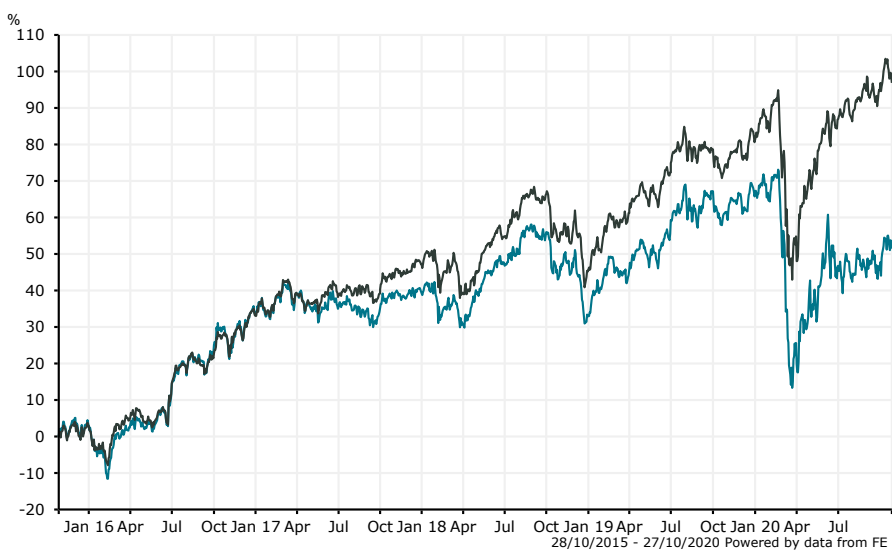
OCF
0.89 %

Fund Aim

The Fund aims to provide a return on your investment (generated through an increase in the value of the assets held by the Fund) over the long term (5 or more consecutive years beginning at the point of investment). The Fund invests at least 70% of its total assets in the equity securities (e.g. shares) of medium and smaller companies which are incorporated or listed on stock exchanges, in the United States. Small and medium companies are companies, which, at the time of purchase, form the bottom 30% of United States stock markets by market capitalisation. Market capitalisation is the share price of the company multiplied by the number of shares issued. The Fund has the flexibility to invest outside of the asset class and sector set out above.

Sector: IA North America

Performance



■ BlackRock US Opps D Inc
■ IA North America

Morningstar Analyst Rating
N/A

FE Crown Rating
👑👑👑👑👑

Discrete Performance - 12 months to 31/12/19

	2019	2018	2017	2016	2015
Fund	24.72	-4.87	4.63	28.91	4.38
Stock Sector Average	24.41	-1.37	10.53	29.31	4.18

Cumulative Performance to 30/09/20

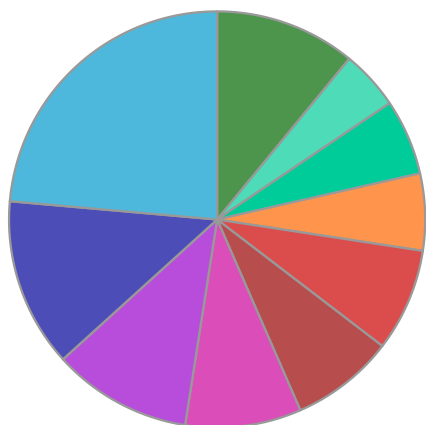
	1 Yr	2 Yrs	3 Yrs	4 Yrs	5 Yrs
Fund	-12.59	-5.87	8.65	18.67	52.01
Stock Sector Average	9.12	17.24	39.90	60.37	108.57

Performance Analysis - Annualised 3 years

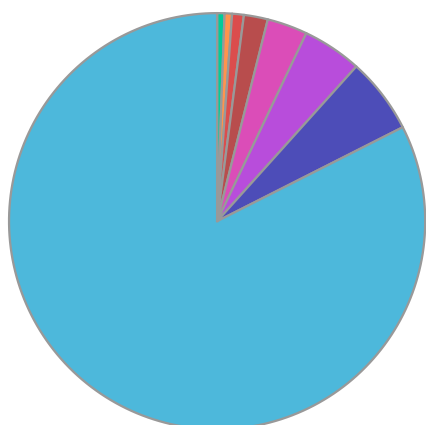
	Growth Rate %	Volatility	Alpha	Beta	Sharpe
Fund	2.80	19.33	-9.53	1.17	0.00
Stock Sector Average	11.84	15.60	0.00	1.00	0.53

BlackRock US Opps D Inc

Fund Composition



	(%)
Financials	23.60
Information Technology	13.12
Health Care	10.82
Industrials	9.01
Consumer Discretionary	8.05
Utilities	7.99
Energy	5.97
Money Market	5.88
Communications	4.61
Others	10.95



	(%)
US Equities	82.46
Money Market	5.88
UK Equities	4.61
Canadian Equities	3.13
Dutch Equities	1.86
French Equities	0.91
Irish Equities	0.58
Swiss Equities	0.57

Largest Holdings

Holdings	(%)
AMERICAN INTERNATIONAL GROUP INC	2.42
BAE SYSTEMS	2.28
COGNIZANT TECHNOLOGY SOLUTIONS CORP	2.20
GALLAGHER (ARTHUR J) & CO	2.17
EQUITABLE HLDGS INC	2.13

Holdings	(%)
Marathon Oil Corp ORD	2.11
ASSURANT INC	2.07
RAYMOND JAMES FINANCIAL INC	1.86
KONINKLIJKE PHILIPS NV	1.86
CIGNA CORP	1.82

* Data supplied by fund managers regarding fixed interests funds may not specify yield type. As the provision of redemption yield is an FCA regulatory requirement Novia assumes these are used.

Important Information

Performance details and yields are as at 30/09/2020. Performance figures are inclusive of net reinvested income. Source: FE. This document is designed only for professional investors and experienced advisers. The value of investments and the income gained may fluctuate. Investors may not get back the full amount invested. Past performance is not a guide to the future.