

Invesco Latin American (UK) Z Acc

Fund Information

Sector

IA Specialist

Manager's Name

Nicholas Mason

Date Manager Appointed

Jun 2017

Launch Date

Nov 2012

Fund Size (£m)

£67.63

Yield* (See page2)

1.84 %

XD Dates

Sep 01

Last Distribution

01/09/20 (XD Date)

31/10/20 (Pay Date)

2.47(Distribution)

OCF

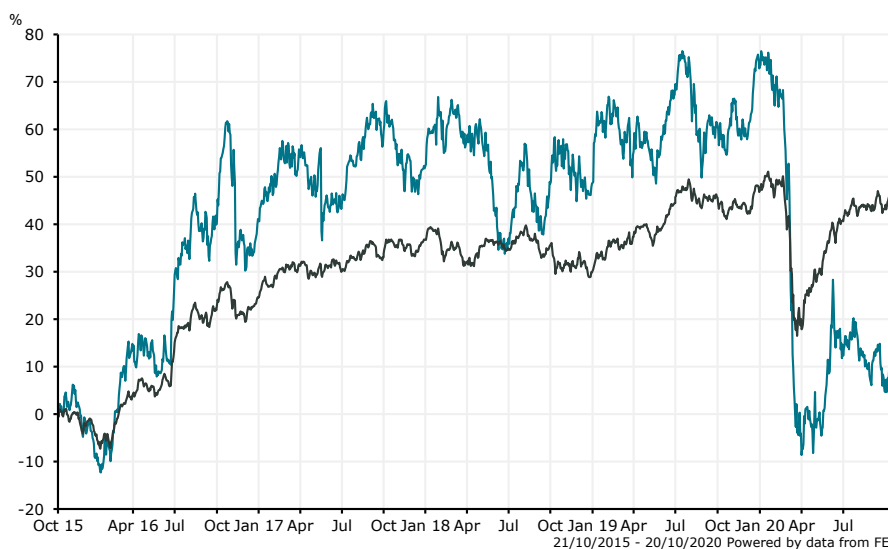
1.00 %

Fund Aim

The objective of the Fund is to achieve capital growth. The Fund invests primarily in shares of Latin American companies. The Fund may use derivatives (complex instruments) to manage the Fund more efficiently, with the aim of reducing risk, minimising costs and/or generating additional capital or income. The Fund defines Latin America as countries in South America, Central America, Mexico and the Caribbean. The Fund is actively managed within its objectives and is not constrained by a benchmark.

Sector: IA Specialist

Performance



■ Invesco Latin American (UK) Z Acc
■ IA Specialist

Morningstar Analyst Rating

N/A

FE Crown Rating

Discrete Performance - 12 months to 31/12/19

	2019	2018	2017	2016	2015
Fund	16.34	-2.13	7.57	46.26	-26.79
Stock Sector Average	13.04	-5.05	9.73	26.17	-5.66

Cumulative Performance to 30/09/20

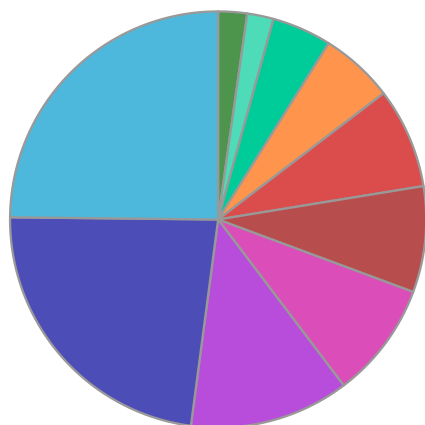
	1 Yr	2 Yrs	3 Yrs	4 Yrs	5 Yrs
Fund	-35.14	-29.71	-33.36	-25.18	12.01
Stock Sector Average	-1.74	5.71	7.58	17.45	48.67

Performance Analysis - Annualised 3 years

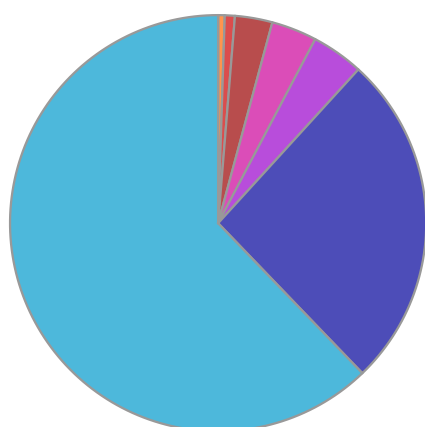
	Growth Rate %	Volatility	Alpha	Beta	Sharpe
Fund	-12.65	28.81	-13.91	1.91	-0.05
Stock Sector Average	2.46	11.94	0.00	1.00	0.00

Invesco Latin American (UK) Z Acc

Fund Composition



	(%)
Materials	24.83
Financials	23.08
Consumer Staples	12.40
Consumer Discretionary	9.03
Energy	8.23
Communications	7.80
Industrials	5.71
Utilities	4.63
Real Estate	2.05
Others	2.24



	(%)
Brazilian Equities	62.19
Mexican Equities	26.04
Peruvian Equity	4.04
Chilean Equities	3.53
Canadian Equities	2.91
American Emerging Equities	0.78
Money Market	0.51

Largest Holdings

Holdings	(%)
PETROLEO BRASILEIRO SA PETROBRAS	8.23
VALE SA	6.86
ITAU UNIBANCO HLDG SA	6.50
BANCO BRADESCO	6.00
CREDICORP	4.04

Holdings	(%)
WAL-MART DE MEXICO SAB DE CV	3.97
SUZANO HLDG SA	3.70
FOMENTO ECONOMICO MEXCANO SAB DE CV	3.50
ARCA CONTINENTAL SAB DE CV	3.34
TELEFONICA BRASIL SA	3.34

* Data supplied by fund managers regarding fixed interests funds may not specify yield type. As the provision of redemption yield is an FCA regulatory requirement Novia assumes these are used.

Important Information

Performance details and yields are as at 30/09/2020. Performance figures are inclusive of net reinvested income. Source: FE. This document is designed only for professional investors and experienced advisers. The value of investments and the income gained may fluctuate. Investors may not get back the full amount invested. Past performance is not a guide to the future.