

Invesco US Equity (UK) Z Acc

Fund Information

Sector
IA North America

Manager's Name
Benjamin Ram
Mani Govil
Paul Larson

Date Manager Appointed
Jan 2020

Launch Date
Nov 2012

Fund Size (£m)
£364.21

Yield* (See page2)
0.76 %

XD Dates
Sep 01

Last Distribution
01/09/20 (XD Date)
31/10/20 (Pay Date)
4.00(Distribution)

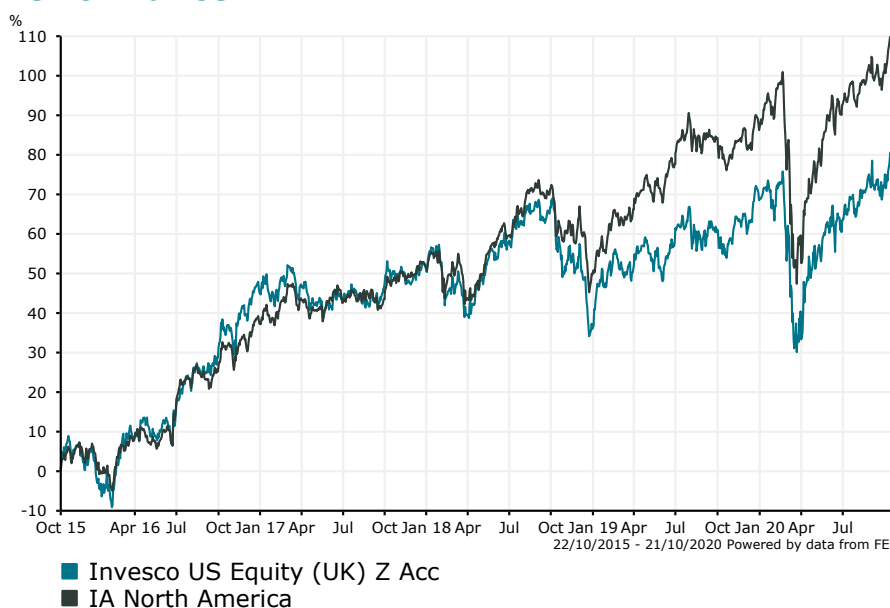
OCF
0.75 %

Fund Aim

The objective of the Fund is to achieve capital growth. The Fund invests primarily in shares of North American companies, but may also invest in shares of Canadian companies. The Fund may use derivatives (complex instruments) to manage the Fund more efficiently, with the aim of reducing risk, minimising costs and/or generating additional capital or income. The Fund is actively managed within its objectives and is not constrained by a benchmark.

Sector: IA North America

Performance



Morningstar Analyst Rating
N/A

FE Crown Rating
👑👑👑👑👑

Discrete Performance - 12 months to 31/12/19

	2019	2018	2017	2016	2015
Fund	23.90	-10.22	4.35	38.41	0.87
Stock Sector Average	24.41	-1.37	10.53	29.31	4.18

Cumulative Performance to 30/09/20

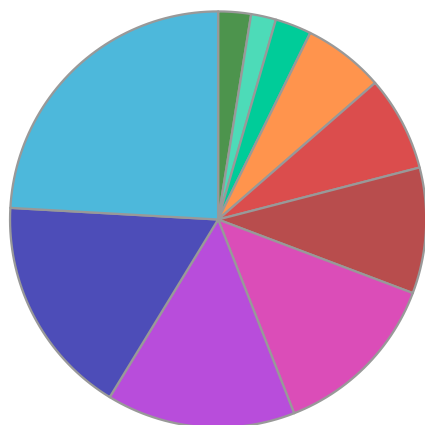
	1 Yr	2 Yrs	3 Yrs	4 Yrs	5 Yrs
Fund	7.24	3.16	17.48	33.60	82.29
Stock Sector Average	9.12	17.24	39.90	60.37	108.57

Performance Analysis - Annualised 3 years

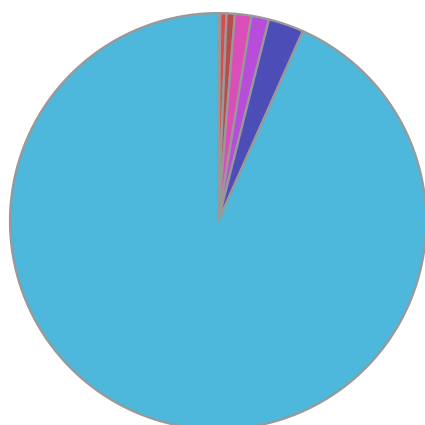
	Growth Rate %	Volatility	Alpha	Beta	Sharpe
Fund	5.52	17.67	-6.14	1.06	0.11
Stock Sector Average	11.84	15.60	0.00	1.00	0.53

Invesco US Equity (UK) Z Acc

Fund Composition



	(%)
Information Technology	24.11
Health Care	17.17
Consumer Discretionary	14.67
Financials	13.30
Telecommunications Utilities	9.77
Consumer Staples	7.38
Industrials	6.30
Real Estate	2.82
Energy	1.94
Others	2.54



	(%)
US Equities	93.32
UK Equities	2.75
Canadian Equities	1.37
American Emerging Equities	1.27
Money Market	0.64
Swiss Equities	0.49
New Zealand Equities	0.16

Largest Holdings

Holdings	(%)
MICROSOFT CORP	9.07
AMAZON.COM INC	7.21
UNITED HEALTHCARE LTD	4.30
FACEBOOK INC	3.65
QUALCOMM INC	3.25

Holdings	(%)
VERIZON COMMUNICATIONS INC	3.24
PROLOGIS INC	2.82
BERKSHIRE HATHAWAY INC	2.62
JPMORGAN CHASE & CO	2.57
MONDELEZ INTERNATIONAL INC A	2.52

* Data supplied by fund managers regarding fixed interests funds may not specify yield type. As the provision of redemption yield is an FCA regulatory requirement Novia assumes these are used.

Important Information

Performance details and yields are as at 30/09/2020. Performance figures are inclusive of net reinvested income. Source: FE. This document is designed only for professional investors and experienced advisers. The value of investments and the income gained may fluctuate. Investors may not get back the full amount invested. Past performance is not a guide to the future.