

Invesco China Equity (UK) Z Acc

Fund Information

Sector

IA China/Greater China

Manager's Name

 Mike Shiao
Lorraine Kuo

Date Manager Appointed

Jun 2012

Launch Date

Nov 2012

Fund Size(£m)

£416.77

Yield* (See page2)

0.79 %

XD Dates

Dec 02

Last Distribution

02/12/19 (XD Date)

31/01/20 (Pay Date)

5.08(Distribution)

OCF

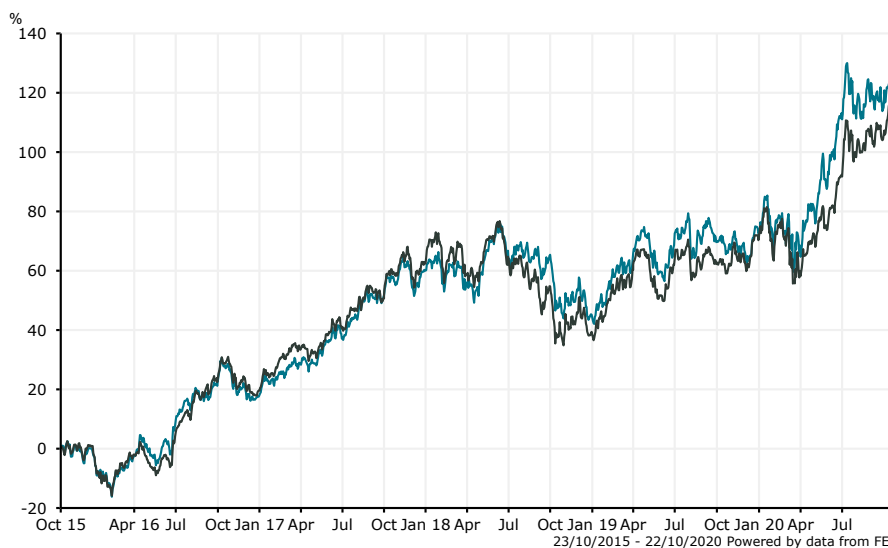
0.94 %

Fund Aim

The Fund aims to achieve long-term (5 years plus) capital growth. The Fund invests at least 80% of its assets in shares or other equity related securities of companies incorporated, domiciled or carrying out the main part of their economic activity in China, including Hong Kong. Exposure to China will be accessed by investing in securities listed on Hong Kong and other relevant exchanges and China A shares listed on the Shanghai and Shenzhen Stock Exchanges via Stock Connect. In pursuing the Fund's investment objective, the fund manager may consider it appropriate to also invest in other transferable securities (including non-Chinese companies), money market instruments, collective investment schemes (including funds managed by the Invesco group), deposits and cash. The Fund may use derivatives for efficient portfolio management purposes only, to reduce risk, reduce costs and/or generate additional capital or income.

Sector: IA China/Greater China

Performance



■ Invesco China Equity (UK) Z Acc
■ IA China/Greater China

Morningstar Analyst Rating

N/A

FE Crown Rating

Discrete Performance - 12 months to 31/12/19

	2019	2018	2017	2016	2015
Fund	18.85	-9.27	36.06	17.82	4.98
Stock Sector Average	22.17	-14.18	35.86	18.47	0.91

Cumulative Performance to 30/09/20

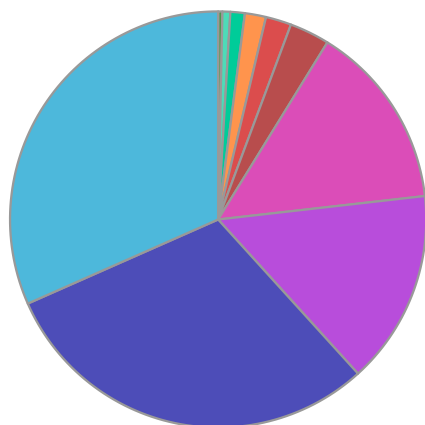
	1 Yr	2 Yrs	3 Yrs	4 Yrs	5 Yrs
Fund	26.80	30.33	42.36	77.50	138.44
Stock Sector Average	26.84	32.93	36.56	68.05	124.55

Performance Analysis - Annualised 3 years

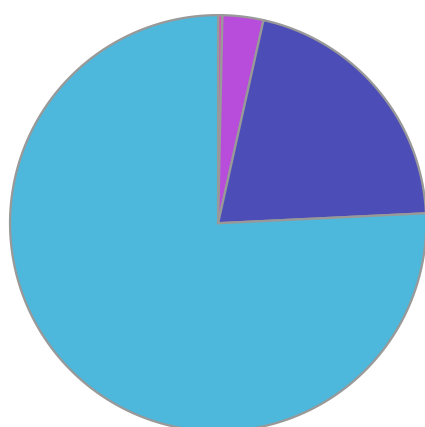
	Growth Rate %	Volatility	Alpha	Beta	Sharpe
Fund	12.49	16.09	2.41	0.91	0.56
Stock Sector Average	10.94	16.23	0.00	1.00	0.46

Invesco China Equity (UK) Z Acc

Fund Composition



	(%)
Communications	31.62
Consumer Discretionary	30.11
Health Care	15.07
Consumer Staples	14.40
Information Technology	3.11
Financials	1.99
Materials	1.64
Utilities	1.12
Industrials	0.61
Money Market	0.33



	(%)
Chinese Equities	75.76
Hong Kong Equities	20.74
Taiwanese Equities	3.17
Money Market	0.33

Largest Holdings

Holdings	(%)
JD GROUP LTD	10.00
TENCENT HLDGS LIMITED	9.79
NETEASE INC	9.36
ALIBABA GROUP HLDG LTD	8.60
JIANGSU HENGRUI MEDICAL	4.97

Holdings	(%)
CHINA MOBILE LTD	4.67
MEITUAN DIANPING	4.63
UNI-PRESIDENT CHINA HOLDINGS LTD	4.55
WEIBO CORP	4.38
VINDA INTERNATIONAL HOLDINGS LTD	4.24

* Data supplied by fund managers regarding fixed interests funds may not specify yield type. As the provision of redemption yield is an FCA regulatory requirement Novia assumes these are used.

Important Information

Performance details and yields are as at 30/09/2020. Performance figures are inclusive of net reinvested income. Source: FE. This document is designed only for professional investors and experienced advisers. The value of investments and the income gained may fluctuate. Investors may not get back the full amount invested. Past performance is not a guide to the future.