

Invesco Pacific (UK) Z Inc

Fund Information

Sector

IA Asia Pacific Including Japan

Manager's Name

 Tony Roberts
William Lam

Date Manager Appointed

May 2013

Launch Date

Nov 2012

Fund Size (£m)

£248.16

Yield* (See page2)

1.61 %

XD Dates

Dec 02

Last Distribution

02/12/19 (XD Date)

31/01/20 (Pay Date)

7.71(Distribution)

OCF

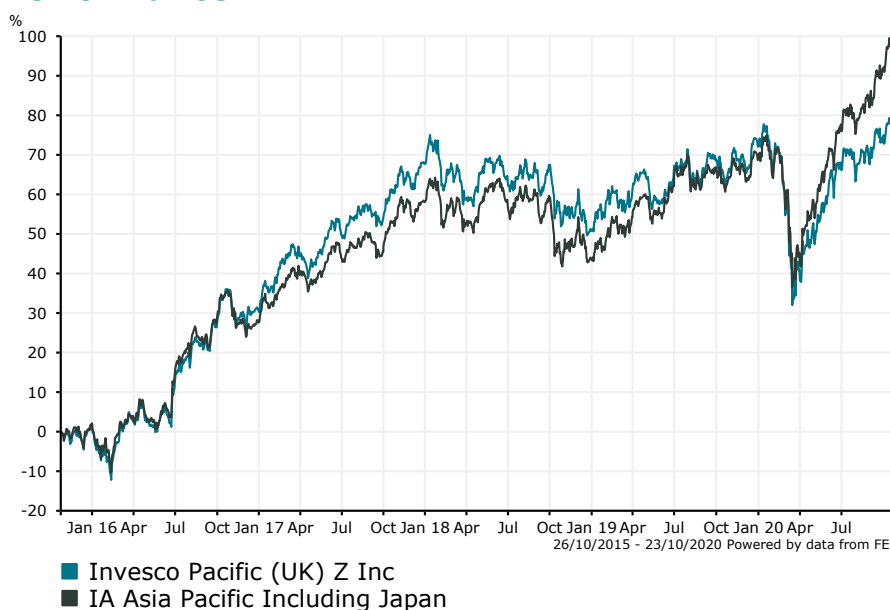
0.96 %

Fund Aim

The objective of the Fund is to achieve capital growth. The Fund invests primarily in shares of Far Eastern companies, including shares of Australasian companies. The Fund may use derivatives (complex instruments) to manage the Fund more efficiently, with the aim of reducing risk, minimising costs and/or generating additional capital or income. The Fund is actively managed within its objectives and is not constrained by a benchmark.

Sector: IA Asia Pacific Including Japan

Performance


Morningstar Analyst Rating

N/A

FE Crown Rating


Discrete Performance - 12 months to 31/12/19

	2019	2018	2017	2016	2015
Fund	14.04	-10.04	28.29	29.30	2.95
Stock Sector Average	17.36	-9.07	23.82	25.40	4.43

Cumulative Performance to 30/09/20

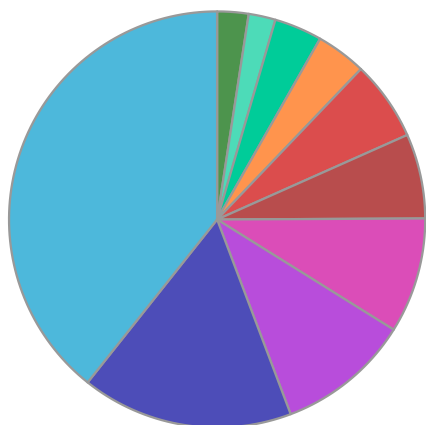
	1 Yr	2 Yrs	3 Yrs	4 Yrs	5 Yrs
Fund	2.65	3.30	12.80	36.92	90.45
Stock Sector Average	15.36	19.77	31.37	50.05	106.62

Performance Analysis - Annualised 3 years

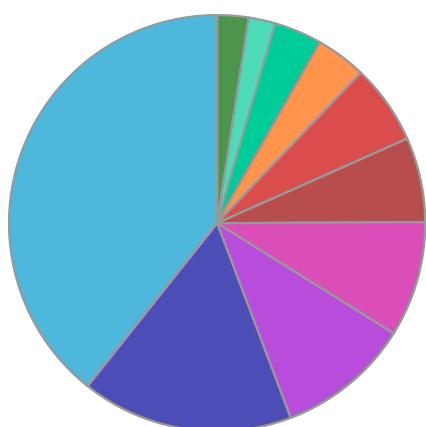
	Growth Rate %	Volatility	Alpha	Beta	Sharpe
Fund	4.10	13.54	-4.66	0.97	0.04
Stock Sector Average	9.52	13.30	0.00	1.00	0.45

Invesco Pacific (UK) Z Inc

Fund Composition



	(%)
Japanese Equities	39.31
Chinese Equities	16.44
Taiwanese Equities	10.37
South Korean Equities	8.96
Australian Equities	6.58
Indian Equities	6.20
Money Market	3.90
Hong Kong Equities	3.72
Singapore Equities	2.09
Others	2.43



	(%)
Japan	39.31
China	16.44
Taiwan	10.37
Korea	8.96
Australia	6.58
India	6.20
Money Market	3.90
Hong Kong	3.72
Singapore	2.09
Others	2.43

Largest Holdings

Holdings	(%)
TAIWAN SEMICONDUCTOR CO	4.19
SAMSUNG ELECTRONICS CO	3.94
TENCENT HLDGS LTD	3.21
ALIBABA GROUP HLDG LTD	3.21
ASUSTEK COMPUTER INC	2.40

Holdings	(%)
TOYOTA MOTOR CORP	2.33
JD.COM INC	2.29
MURATA MANUFACTURING CO	2.26
NINTENDO CO	2.14
KAO CORP	2.04

* Data supplied by fund managers regarding fixed interests funds may not specify yield type. As the provision of redemption yield is an FCA regulatory requirement Novia assumes these are used.

Important Information

Performance details and yields are as at 30/09/2020. Performance figures are inclusive of net reinvested income. Source: FE. This document is designed only for professional investors and experienced advisers. The value of investments and the income gained may fluctuate. Investors may not get back the full amount invested. Past performance is not a guide to the future.