

## Invesco Eurp Hgh IncUK Z Inc

### Fund Information

**Sector**

IA Mixed Investment 20-60% Shares

**Manager's Name**

 Paul Read  
 Paul Causer  
 Stephanie Butcher

**Date Manager Appointed**

May 2008

**Launch Date**

Nov 2012

**Fund Size(£m)**

£31.44

**Yield\*** (See page2)

3.19 %

**XD Dates**

Oct 01, Sep 01, Aug 03, Jul 01

**Last Distribution**

 01/10/20 (XD Date)  
 31/10/20 (Pay Date)  
 0.56(Distribution)

**OCF**

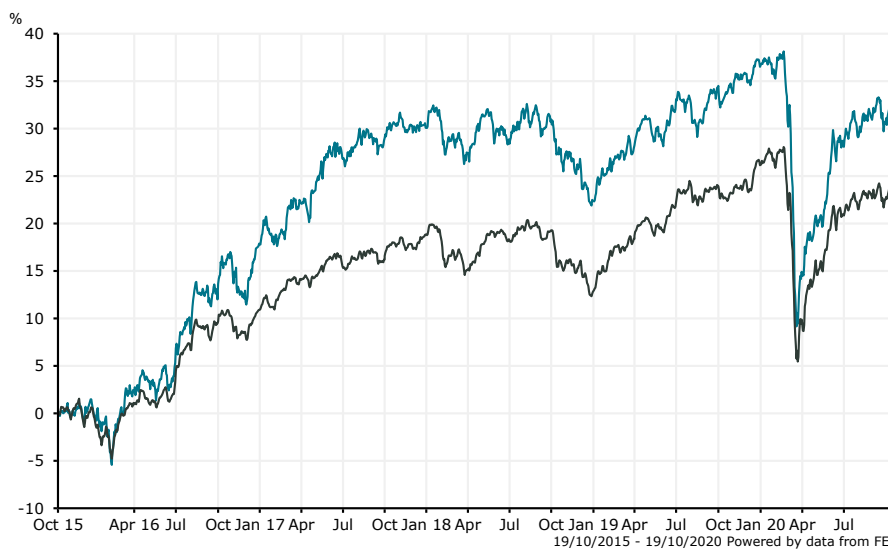
0.83 %

### Fund Aim

The objective of the Fund is to achieve a high level of income together with capital growth over the medium to long term. The Fund invests primarily in European government and corporate fixed interest and other debt securities (which may be sub-investment grade or have no credit rating) and in shares of European companies. The Fund may use derivatives (complex instruments) and other financially linked instruments in order to meet the Fund's investment objective and to reduce risk, minimise costs and/or generate additional capital or income. The Fund is actively managed within its objectives and is not constrained by a benchmark.

**Sector:** IA Mixed Investment 20-60% Shares

### Performance



■ Invesco Eurp Hgh IncUK Z Inc  
 ■ IA Mixed Investment 20-60% Shares

**Morningstar Analyst Rating**

N/A

**FE Crown Rating**

**Discrete Performance - 12 months to 31/12/19**

	2019	2018	2017	2016	2015
Fund	11.52	-5.90	10.35	16.71	2.39
Stock Sector Average	11.84	-5.10	7.16	10.32	1.21

**Cumulative Performance to 30/09/20**

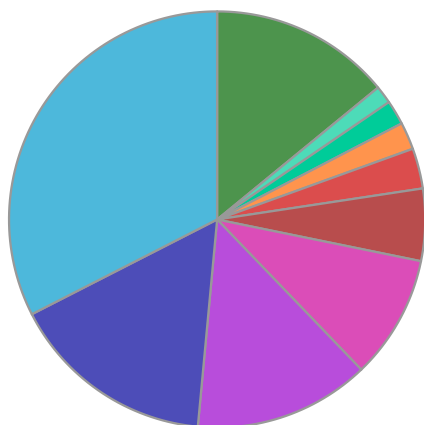
	1 Yr	2 Yrs	3 Yrs	4 Yrs	5 Yrs
Fund	-2.80	-0.10	1.42	16.58	33.36
Stock Sector Average	-1.19	2.77	5.45	11.94	25.49

**Performance Analysis - Annualised 3 years**

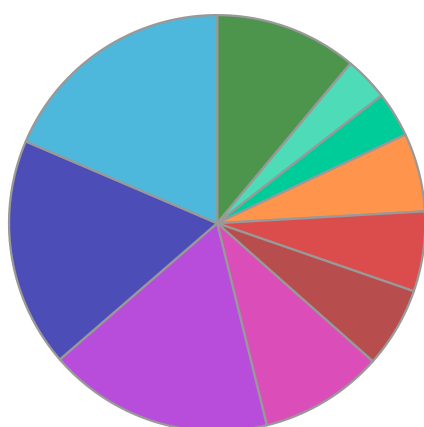
	Growth Rate %	Volatility	Alpha	Beta	Sharpe
Fund	0.47	9.87	-1.40	1.12	0.00
Stock Sector Average	1.78	8.49	0.00	1.00	0.00

**Invesco Eurp Hgh IncUK Z Inc**

**Fund Composition**



	(%)
Equities	32.52
Banks	16.00
Government Bonds	13.66
Money Market	9.61
Foods	5.60
Insurance	3.13
Oil & Gas Equipment & Services	2.12
Services	1.90
Telecommunications	1.39
Others	14.07



	(%)
Germany	18.57
UK	17.79
France	17.48
Money Market	9.61
Switzerland	6.25
Italy	6.21
Netherlands	6.09
USA	3.51
Spain	3.42
Others	11.07

**Largest Holdings**

Holdings	(%)
GERMANY(FEDERAL REPUBLIC OF) 1.5% NTS 15/02/23 EUR0.01	9.20
INVESCO LIQUIDITY FUNDS PLC STERLING LIQUIDITY PTF AGENCY	8.46
FRANCE(GOVT OF) 2.25% BDS 25/05/24 EUR1	3.22
SANOFI	1.96
NOVARTIS AG	1.66

Holdings	(%)
ROCHE HLDG AG	1.47
GERMANY(FEDERAL REPUBLIC OF) 2.5% NTS 15/08/46 EUR1	1.24
DEUTSCHE POST AG	1.13
UPM-KYMMENE OYJ	1.09
BANCO SANTANDER SA 4.75% BDS 19/06/66 EUR1000	1.06

\* Data supplied by fund managers regarding fixed interests funds may not specify yield type. As the provision of redemption yield is an FCA regulatory requirement Novia assumes these are used.

**Important Information**

Performance details and yields are as at 30/09/2020. Performance figures are inclusive of net reinvested income. Source: FE. This document is designed only for professional investors and experienced advisers. The value of investments and the income gained may fluctuate. Investors may not get back the full amount invested. Past performance is not a guide to the future.