

## Invesco High Yield (UK) Z Inc

### Fund Information

**Sector**

IA Sterling High Yield

**Manager's Name**

 Thomas Moore  
Tom Hemmant

**Date Manager Appointed**

Dec 2016

**Launch Date**

Nov 2012

**Fund Size (£m)**

£217.75

**Yield\*** (See page2)

5.94 %

**XD Dates**

Aug 03, May 01, Feb 03, Nov 01

**Last Distribution**

03/08/20 (XD Date)

30/09/20 (Pay Date)

2.72(Distribution)

**OCF**

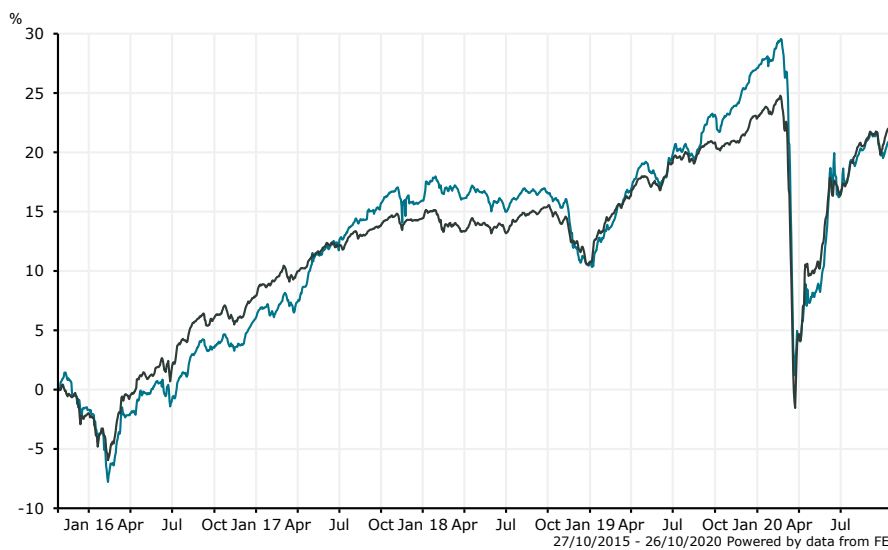
0.60 %

### Fund Aim

The objective of the Fund is to achieve a high level of income together with capital growth over the medium to long term. The Fund invests in high yielding corporate and government fixed interest and other debt securities (which may be sub-investment grade or have no credit rating) and shares of companies. The Fund may use derivatives (complex instruments) and other financially linked instruments in order to meet the Fund's investment objective and to reduce risk, minimise costs and/or generate additional capital or income. The Fund is actively managed within its objectives and is not constrained by a benchmark.

**Sector:** IA Sterling High Yield

### Performance



■ Invesco High Yield (UK) Z Inc  
■ IA Sterling High Yield

**Morningstar Analyst Rating**

N/A

**FE Crown Rating**

**Discrete Performance - 12 months to 31/12/19**

	2019	2018	2017	2016	2015
Fund	14.91	-4.59	9.38	7.80	-1.26
Stock Sector Average	10.91	-3.23	6.05	10.09	-0.66

**Cumulative Performance to 30/09/20**

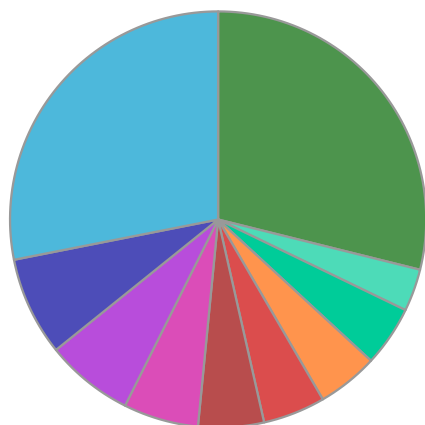
	1 Yr	2 Yrs	3 Yrs	4 Yrs	5 Yrs
Fund	-2.54	2.88	3.86	15.91	21.40
Stock Sector Average	-0.41	4.24	5.68	13.48	23.08

**Performance Analysis - Annualised 3 years**

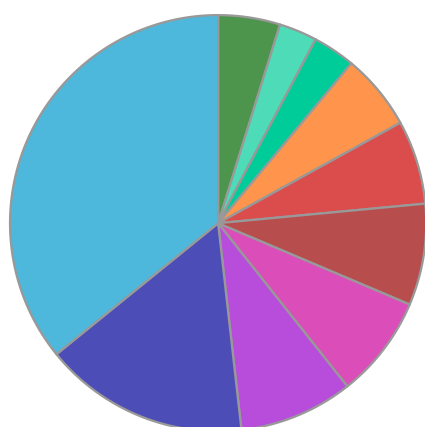
	Growth Rate %	Volatility	Alpha	Beta	Sharpe
Fund	1.27	12.07	-0.75	1.19	0.00
Stock Sector Average	1.86	9.89	0.00	1.00	0.00

**Invesco High Yield (UK) Z Inc**

**Fund Composition**



	(%)
Banks	28.10
Foods	7.68
Telecommunications	6.84
Automobiles	5.83
Services	5.10
Media	4.84
Leisure	4.74
Retail	4.70
Oil & Gas Equipment & Services	3.29
Others	28.88



	(%)
UK	35.84
USA	15.95
Italy	8.87
France	7.95
Spain	7.89
Others	6.52
Netherlands	5.92
Germany	3.30
Luxembourg	2.95
Others	4.81

**Largest Holdings**

Holdings	(%)
DRESDNER FUND AND TRUST NO 1 8.151% BDS 30/6/2031 USD1000	2.38
NATIONWIDE BUILDING SOCIETY RST PERP CONTG CNV ADD CAP SEC GBP T1	1.94
BOPARAN FINANCE PLC 5.5% BDS 15/07/21 GBP100000REG S	1.74
SHOP DIRECT FINDING PLC 7.75% BDS 15/11/22 GBP100000	1.57
ODYSSEY EUROPE HOLDCO SARL 8% BDS 15/05/23 EUR100000	1.49

Holdings	(%)
VODAFONE GROUP CAPITAL SECS 03/10/78 GBP1000REG S	1.49
RAC BOND CO 5% SEC NTS 06/05/46 GBP B1	1.35
ICELAND BONDCO PLC 4.625% BDS 15/03/25 GBP1000	1.33
SUNSHINE MID BV 6.5% BDS 15/05/26 EUR100000REG S	1.31
HEMA BONDCO FRN 21/07/22 EUR1000	1.30

\* Data supplied by fund managers regarding fixed interests funds may not specify yield type. As the provision of redemption yield is an FCA regulatory requirement Novia assumes these are used.

**Important Information**

Performance details and yields are as at 30/09/2020. Performance figures are inclusive of net reinvested income. Source: FE. This document is designed only for professional investors and experienced advisers. The value of investments and the income gained may fluctuate. Investors may not get back the full amount invested. Past performance is not a guide to the future.