

Invesco Global Bond (UK) Z Inc

Fund Information

Sector

IA Global Bonds

Manager's Name

Stuart Edwards

Date Manager Appointed

Mar 2010

Launch Date

Nov 2012

Fund Size (£m)

£300.20

Yield* (See page2)

2.73 %

XD Dates

May 01, Nov 01

Last Distribution

01/05/20 (XD Date)

30/06/20 (Pay Date)

3.16(Distribution)

OCF

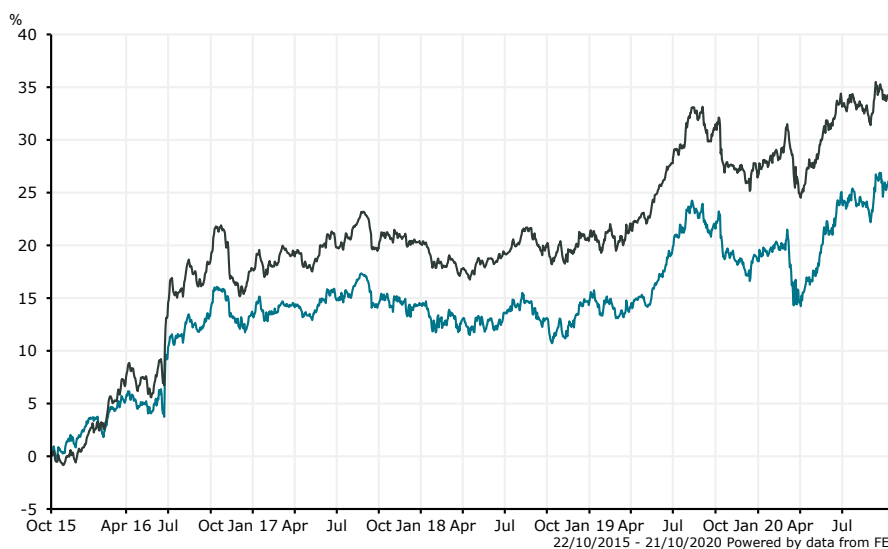
0.67 %

Fund Aim

The objective of the Fund is to achieve a combination of income and capital growth over the medium to long term. The Fund invests primarily in fixed interest and other debt securities and currencies globally. The Fund may use derivatives (complex instruments) and other financially linked instruments in order to meet the Fund's investment objective and to reduce risk, minimise costs and/or generate additional capital or income. The Fund is actively managed within its objectives and is not constrained by a benchmark.

Sector: IA Global Bonds

Performance



■ Invesco Global Bond (UK) Z Inc
■ IA Global Bonds

Morningstar Analyst Rating

Neutral

FE Crown Rating

Discrete Performance - 12 months to 31/12/19

| | 2019 | 2018 | 2017 | 2016 | 2015 |
|----------------------|------|-------|------|-------|-------|
| Fund | 3.68 | -0.02 | 0.55 | 11.13 | 2.80 |
| Stock Sector Average | 4.99 | 0.22 | 2.03 | 16.79 | -0.93 |

Cumulative Performance to 30/09/20

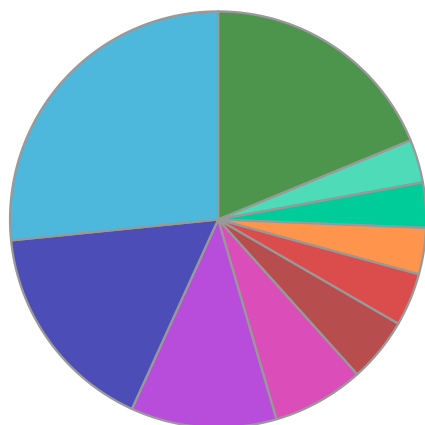
| | 1 Yr | 2 Yrs | 3 Yrs | 4 Yrs | 5 Yrs |
|----------------------|------|-------|-------|-------|-------|
| Fund | 3.10 | 11.14 | 9.80 | 10.87 | 25.35 |
| Stock Sector Average | 2.18 | 11.50 | 11.79 | 13.04 | 34.04 |

Performance Analysis - Annualised 3 years

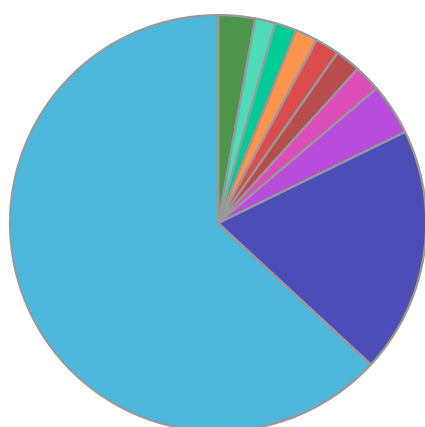
| | Growth Rate % | Volatility | Alpha | Beta | Sharpe |
|----------------------|---------------|------------|-------|------|--------|
| Fund | 3.17 | 5.49 | -0.51 | 0.98 | 0.00 |
| Stock Sector Average | 3.78 | 5.15 | 0.00 | 1.00 | 0.06 |

Invesco Global Bond (UK) Z Inc

Fund Composition



| | (%) |
|-------------|-------|
| USA | 26.60 |
| Italy | 16.60 |
| UK | 11.32 |
| France | 7.13 |
| Others | 5.00 |
| Mexico | 4.11 |
| Greece | 3.60 |
| Netherlands | 3.50 |
| Indonesia | 3.35 |
| Others | 18.79 |



| | (%) |
|--------------------|-------|
| Government Bonds | 63.12 |
| Banks | 19.10 |
| Oil & Gas | 3.99 |
| Money Market | 2.09 |
| Telecommunications | 1.97 |
| Technology | 1.87 |
| Beverages | 1.73 |
| Unit Trusts | 1.67 |
| Automobiles | 1.60 |
| Others | 2.86 |

Largest Holdings

| Holdings | (%) |
|--|-------|
| UNITED STATES OF AMER TREAS BONDS 0.125% BDS 15/01/30 USD100 | 10.20 |
| UNITED STATES OF AMER TREAS NOTES 0.625% NTS 15/04/23 USD100 | 6.27 |
| BUONI POLIENNALI DEL TES 1.45% BDS 01/03/36 EUR1000 | 4.76 |
| ITALY(REPUBLIC OF) 4.5% BDS 01/05/23 EUR1000 | 3.85 |
| UNITED STATES OF AMER TREAS BILLS 0.125% TB 15/10/24 USD100 | 3.36 |

| Holdings | (%) |
|--|------|
| AUSTRALIAN GOVT LOANS(CMNWLTH OF) LN STK 21/11/27 AUD100 | 3.12 |
| FRANCE(GOVT OF) 0.1% BDS 25/07/36 EUR1 | 2.99 |
| INDONESIA GOVERNMENT INTERNATIONAL BDS 15/05/38 IDR1000000 | 2.80 |
| UNITED STATES OF AMER TREAS BONDS 0.375% NTS 15/02/50 USD100 | 2.72 |
| BUONI POLIENNALI DEL TES 1.8% BDS 01/03/41 EUR1000 | 2.72 |

* Data supplied by fund managers regarding fixed interests funds may not specify yield type. As the provision of redemption yield is an FCA regulatory requirement Novia assumes these are used.

Important Information

Performance details and yields are as at 30/09/2020. Performance figures are inclusive of net reinvested income. Source: FE. This document is designed only for professional investors and experienced advisers. The value of investments and the income gained may fluctuate. Investors may not get back the full amount invested. Past performance is not a guide to the future.