

Invesco Tact BdUK Z Inc

Fund Information

Sector

IA Sterling Strategic Bond

Manager's Name

 Paul Causer
 Stuart Edwards
 Jack Parker

Date Manager Appointed

Feb 2010

Launch Date

Nov 2012

Fund Size (£m)

£618.50

Yield* (See page2)

2.38 %

XD Dates

May 01, Nov 01

Last Distribution

 01/05/20 (XD Date)
 30/06/20 (Pay Date)
 2.38(Distribution)

OCF

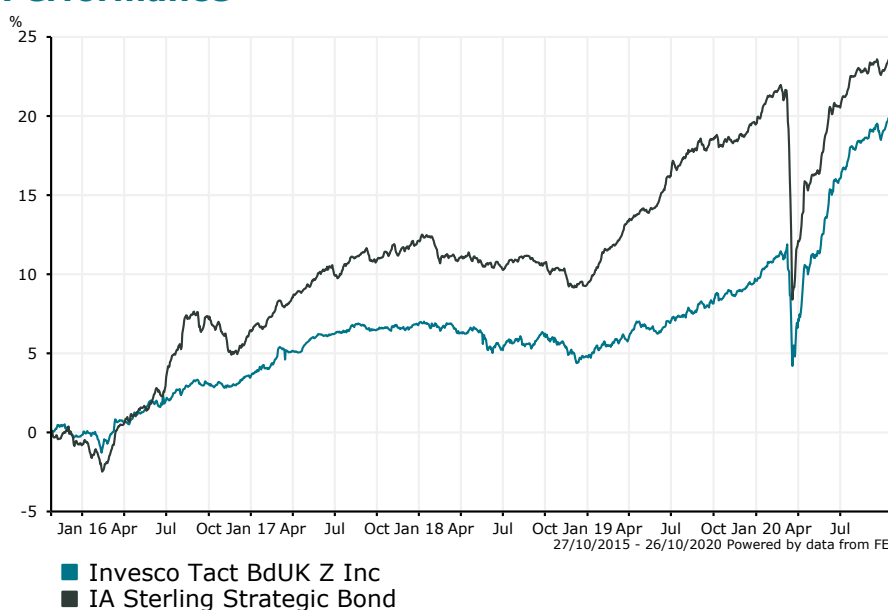
0.75 %

Fund Aim

The objective of the Fund is to achieve a high level of return through a combination of income and capital growth over the medium to long term. The Fund invests primarily through a flexible allocation to corporate and government fixed interest and other debt securities (which may be sub-investment grade or have no credit rating) and cash and can potentially be fully invested in cash and near cash instruments depending on market conditions. The Fund may use derivatives (complex instruments) and other financially linked instruments in order to meet the Fund's investment objective and to reduce risk, minimise costs and/or generate additional capital or income. The Fund is actively managed within its objectives and is not constrained by a benchmark.

Sector: IA Sterling Strategic Bond

Performance


Morningstar Analyst Rating

N/A

FE Crown Rating

Discrete Performance - 12 months to 31/12/19

	2019	2018	2017	2016	2015
Fund	4.60	-1.86	3.22	3.64	0.24
Stock Sector Average	9.26	-2.49	5.31	7.33	-0.19

Cumulative Performance to 30/09/20

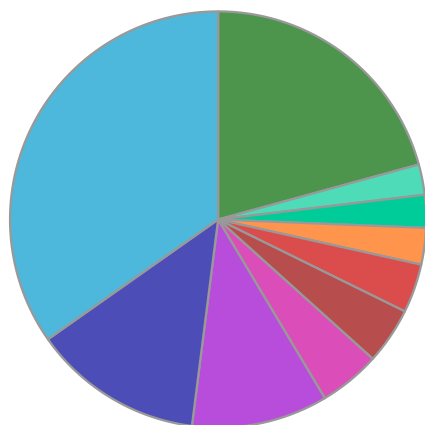
	1 Yr	2 Yrs	3 Yrs	4 Yrs	5 Yrs
Fund	9.92	12.05	11.65	15.29	19.79
Stock Sector Average	3.59	10.93	10.81	14.43	24.00

Performance Analysis - Annualised 3 years

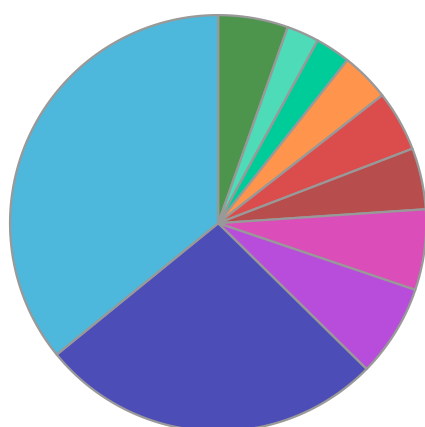
	Growth Rate %	Volatility	Alpha	Beta	Sharpe
Fund	3.74	4.18	1.48	0.64	0.06
Stock Sector Average	3.48	5.72	0.00	1.00	0.00

Invesco Tact BdUK Z Inc

Fund Composition



	(%)
Banks	34.76
Government Bonds	13.23
Automobiles	10.58
Money Market	4.76
Insurance	4.39
Telecommunications	3.80
Media	2.84
Media	2.54
Technology	2.36
Others	20.74



	(%)
UK	35.87
USA	26.77
Germany	7.17
Italy	6.26
Money Market	4.76
France	4.71
Others	3.79
Spain	2.73
Ireland	2.51
Others	5.43

Largest Holdings

Holdings	(%)
UNITED STATES OF AMER TREAS NOTES 2.25% BDS 15/02/27 USD1000	5.68
INVESCO LIQUIDITY FUNDS PLC STERLING LIQUIDITY PTF AGENCY	4.74
UNITED STATES OF AMER TREAS BILLS 0.5% TNT 15/01/28 USD100	2.25
UNITED STATES OF AMER TREAS BILLS 0.25% TB 15/07/29 USD100	2.17
PINEWOOD FINANCE LTD 3.25% BDS 30/09/25 GBP100000REG S	1.82

Holdings	(%)
ITALY(REPUBLIC OF) 2.1% BDS 15/07/26 EUR1000	1.63
GENERAL MOTORS FINANCIAL CO INC 0.221% BDS 26/03/22 EUR1000	1.47
HSBC BANK PLC UNDATED FLTG RATE PRIM CAP NTS USD JUN85	1.36
GREECE(REPUBLIC OF) 4.375% BDS 01/08/22 EUR1000	1.12
NATWEST GROUP PLC	1.03

* Data supplied by fund managers regarding fixed interests funds may not specify yield type. As the provision of redemption yield is an FCA regulatory requirement Novia assumes these are used.

Important Information

Performance details and yields are as at 30/09/2020. Performance figures are inclusive of net reinvested income. Source: FE. This document is designed only for professional investors and experienced advisers. The value of investments and the income gained may fluctuate. Investors may not get back the full amount invested. Past performance is not a guide to the future.