

**Invesco Glb Eq Inc UK Z Acc**
**Fund Information**
**Sector**

IA Global Equity Income

**Manager's Name**

Stephen Anness

**Date Manager Appointed**

Dec 2019

**Launch Date**

Nov 2012

**Fund Size (£m)**

£554.57

**Yield\*** (See page2)

2.54 %

**XD Dates**

Sep 01, Mar 02

**Last Distribution**

01/09/20 (XD Date)

31/10/20 (Pay Date)

4.78(Distribution)

**OCF**

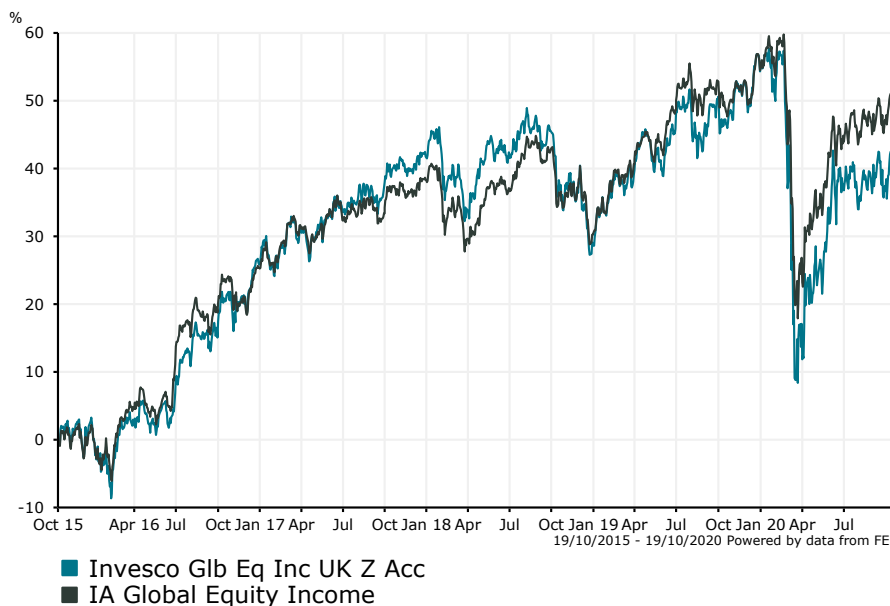
0.92 %

**Fund Aim**

The objective of the Fund is to achieve income and capital growth over the long-term (5 years plus).

The Fund invests at least 80% of its assets in shares of companies globally. The Fund may use derivatives (complex instruments) to manage the Fund more efficiently, with the aim of reducing risk, reducing costs and/or generating additional capital or income.

**Sector:** IA Global Equity Income

**Performance**


**Morningstar Analyst Rating**

N/A

**FE Crown Rating**

👑👑👑👑👑

**Discrete Performance - 12 months to 31/12/19**

	2019	2018	2017	2016	2015
Fund	19.98	-9.27	12.67	22.77	5.72
Stock Sector Average	18.63	-5.83	10.37	23.21	1.53

**Cumulative Performance to 30/09/20**

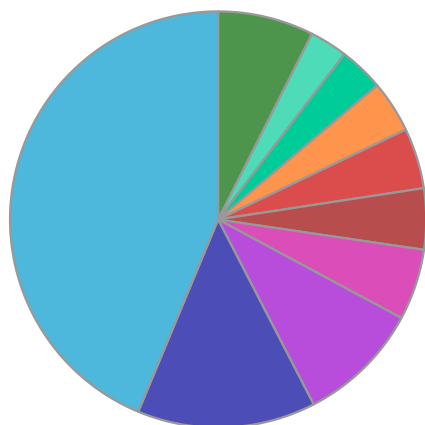
	1 Yr	2 Yrs	3 Yrs	4 Yrs	5 Yrs
Fund	-8.98	-6.04	-0.30	18.87	42.87
Stock Sector Average	-3.91	2.85	10.04	23.60	54.09

**Performance Analysis - Annualised 3 years**

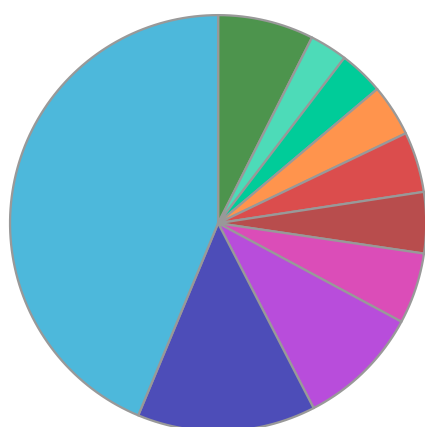
	Growth Rate %	Volatility	Alpha	Beta	Sharpe
Fund	-0.10	15.86	-3.64	1.22	-0.01
Stock Sector Average	3.24	12.66	0.00	1.00	0.00

**Invesco Glb Eq Inc UK Z Acc**

**Fund Composition**



	(%)
US Equities	43.73
UK Equities	13.86
Swiss Equities	9.56
Taiwanese Equities	5.52
South Korean Equities	4.74
Chinese Equities	4.70
Spanish Equities	4.04
German Equities	3.47
Hong Kong Equities	2.93
Others	7.45



	(%)
USA	43.73
UK	13.86
Switzerland	9.56
Taiwan	5.52
Korea	4.74
China	4.70
Spain	4.04
Germany	3.47
Hong Kong	2.93
Others	7.45

**Largest Holdings**

Holdings	(%)
TAIWAN SEMICONDUCTOR MANUFACTURING	5.52
JPMORGAN CHASE & CO	4.86
SAMSUNG ELECTRONICS CO	4.74
MICROSOFT CORP	4.34
COCA-COLA CO	4.26

Holdings	(%)
PROGRESSIVE CORP(OHIO)	4.09
TEXAS INSTRUMENTS INC	3.78
ZURICH FINANCIAL SERVICES	3.53
TENCENT HLDGS LIMITED	3.33
ALPHABET INC	3.25

\* Data supplied by fund managers regarding fixed interests funds may not specify yield type. As the provision of redemption yield is an FCA regulatory requirement Novia assumes these are used.

**Important Information**

Performance details and yields are as at 30/09/2020. Performance figures are inclusive of net reinvested income. Source: FE. This document is designed only for professional investors and experienced advisers. The value of investments and the income gained may fluctuate. Investors may not get back the full amount invested. Past performance is not a guide to the future.