

Invesco Gbl Emg Mkts UK Z Inc

Fund Information

Sector

IA Global Emerging Markets

Manager's Name

Ian Hargreaves

William Lam

Charles Bond

Date Manager Appointed

Sep 2018

Launch Date

Nov 2012

Fund Size(£m)

£193.15

Yield* (See page2)

1.00 %

XD Dates

Aug 03

Last Distribution

03/08/20 (XD Date)

30/09/20 (Pay Date)

3.58(Distribution)

OCF

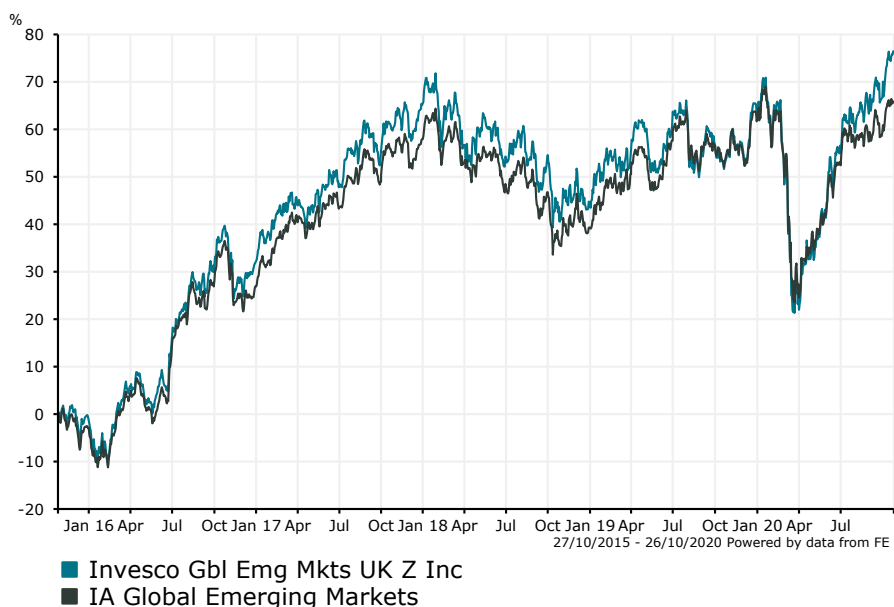
1.00 %

Fund Aim

The objective of the Fund is to achieve capital growth. The Fund invests primarily in shares of emerging market companies. The Fund may use derivatives (complex instruments) to manage the Fund more efficiently, with the aim of reducing risk, minimising costs and/or generating additional capital or income. The Fund is actively managed within its objectives and is not constrained by a benchmark. The reference to (UK) in the Fund name only relates to the Fund's domicile and is unrelated to the Fund's objectives and investment policy.

Sector: IA Global Emerging Markets

Performance


Morningstar Analyst Rating

N/A

FE Crown Rating

Discrete Performance - 12 months to 31/12/19

	2019	2018	2017	2016	2015
Fund	12.84	-12.46	25.19	32.87	-4.89
Stock Sector Average	16.04	-11.78	24.43	30.84	-10.19

Cumulative Performance to 30/09/20

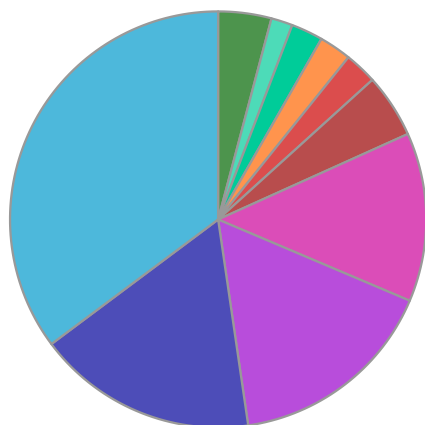
	1 Yr	2 Yrs	3 Yrs	4 Yrs	5 Yrs
Fund	6.21	8.45	8.44	28.34	80.29
Stock Sector Average	1.97	8.64	7.00	25.63	71.46

Performance Analysis - Annualised 3 years

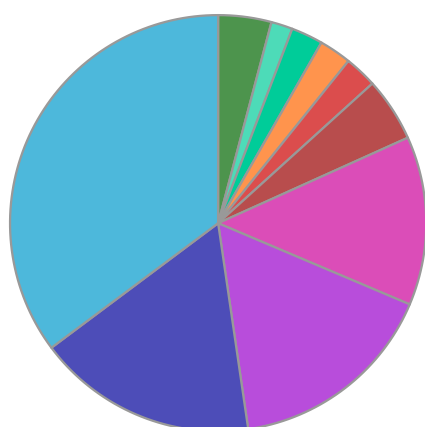
	Growth Rate %	Volatility	Alpha	Beta	Sharpe
Fund	2.74	17.10	0.40	1.10	0.00
Stock Sector Average	2.28	15.28	0.00	1.00	0.00

Invesco Gbl Emg Mkts UK Z Inc

Fund Composition



	(%)
Chinese Equities	35.21
Taiwanese Equities	17.10
South Korean Equities	16.31
Indian Equities	13.12
Russian Equities	4.97
Brazilian Equities	2.52
Mexican Equities	2.50
Thai Equities	2.47
Hong Kong Equities	1.67
Others	4.13



	(%)
China	35.21
Taiwan	17.10
Korea	16.31
India	13.12
Russia	4.97
Brazil	2.52
Mexico	2.50
Thailand	2.47
Hong Kong	1.67
Others	4.13

Largest Holdings

Holdings	(%)
TAIWAN SEMICONDUCTOR MANUFACTURING	8.35
ALIBABA GROUP HLDG LTD	7.37
SAMSUNG ELECTRONICS CO	7.10
TENCENT HLDGS LIMITED	6.42
JD.COM	4.10

Holdings	(%)
NETEASE INC	3.57
HYUNDAI CORP	3.41
MEDIA TEK INC	2.99
SBERBANK OF RUSSIA	2.81
ASUSTEK COMPUTER INC	2.73

* Data supplied by fund managers regarding fixed interests funds may not specify yield type. As the provision of redemption yield is an FCA regulatory requirement Novia assumes these are used.

Important Information

Performance details and yields are as at 30/09/2020. Performance figures are inclusive of net reinvested income. Source: FE. This document is designed only for professional investors and experienced advisers. The value of investments and the income gained may fluctuate. Investors may not get back the full amount invested. Past performance is not a guide to the future.