

## Invesco Gbl Sm Cos UK Z Inc

### Fund Information

**Sector**

IA Global

**Manager's Name**

 Global Smaller Companies Group  
 Erik Esselink

**Date Manager Appointed**

Dec 2010

**Launch Date**

Nov 2012

**Fund Size(£m)**

£594.29

**Yield\* (See page2)**

0.61 %

**XD Dates**

Aug 03

**Last Distribution**

03/08/20 (XD Date)

30/09/20 (Pay Date)

2.84(Distribution)

**OCF**

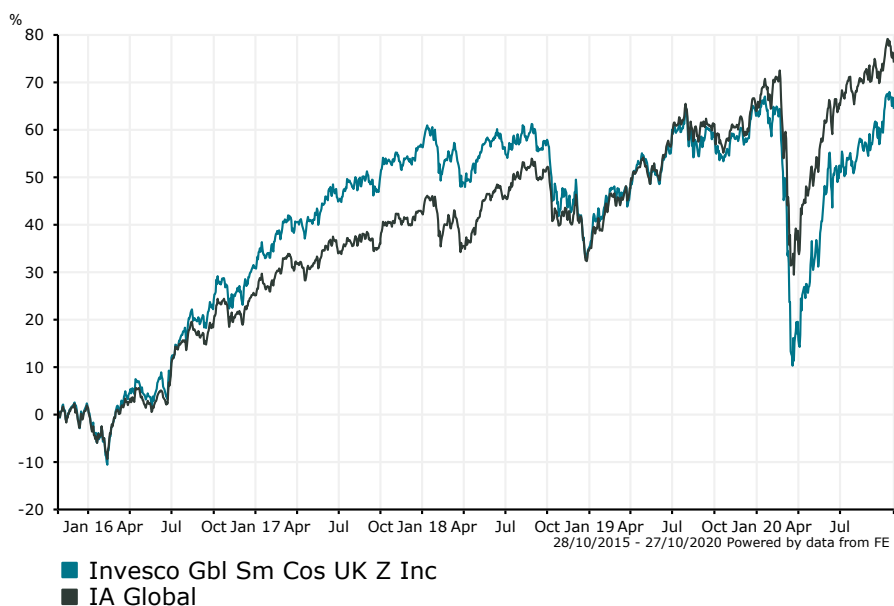
0.95 %

### Fund Aim

The objective of the Fund is to achieve long-term (5 years plus) capital growth. The Fund invests at least 80% of its assets in shares of smaller companies, globally. The Fund may use derivatives (complex instruments) to manage the Fund more efficiently, with the aim of reducing risk, reducing costs and/or generating additional capital or income.

**Sector:** IA Global

### Performance


**Morningstar Analyst Rating**

N/A

**FE Crown Rating**

**Discrete Performance - 12 months to 31/12/19**

	2019	2018	2017	2016	2015
Fund	20.70	-13.75	19.50	28.56	5.47
Stock Sector Average	21.92	-5.72	14.02	23.33	2.77

**Cumulative Performance to 30/09/20**

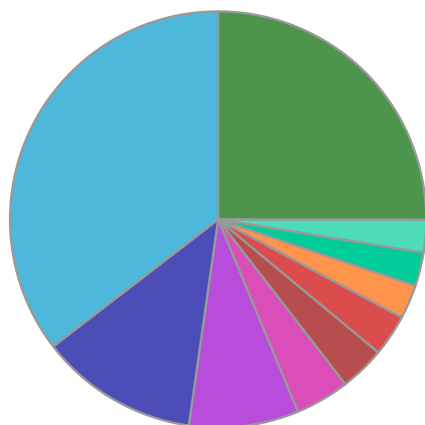
	1 Yr	2 Yrs	3 Yrs	4 Yrs	5 Yrs
Fund	0.80	1.61	7.00	30.82	68.41
Stock Sector Average	7.19	13.60	26.81	45.73	83.83

**Performance Analysis - Annualised 3 years**

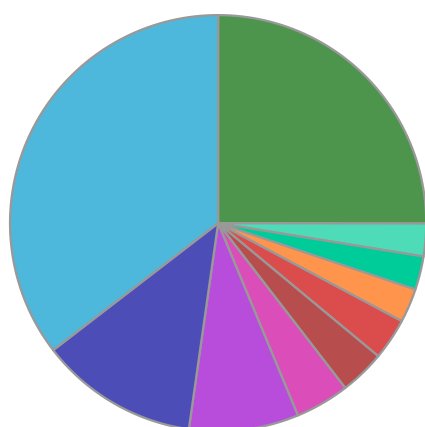
	Growth Rate %	Volatility	Alpha	Beta	Sharpe
Fund	2.28	18.70	-7.39	1.31	0.00
Stock Sector Average	8.24	13.76	0.00	1.00	0.34

**Invesco Gbl Sm Cos UK Z Inc**

**Fund Composition**



	(%)
USA	35.44
Japan	12.31
UK	8.51
Netherlands	4.20
China	3.51
Italy	3.23
France	2.64
Taiwan	2.60
Germany	2.54
Others	25.02



	(%)
US Small Cap Equities	35.44
Japanese Small Cap Equities	12.31
UK Small Cap Companies	8.51
Dutch Small Cap Equities	4.20
Chinese Small Cap Equities	3.51
Italian Small Cap Equities	3.23
French Small Cap Equities	2.64
Taiwanese Small Cap Equities	2.60
German Small Cap Equities	2.54
Others	25.02

**Largest Holdings**

Holdings	(%)
SIGNIFY NV	0.90
HORIZON THERAPEUTICS PLC	0.80
CHINA MEIDONG AUTO HLDGS LTD	0.76
AVALARA INC	0.73
NORDEX SE	0.71

Holdings	(%)
FIRSTSERVICE CORP	0.69
PENN NATIONAL GAMING INC	0.65
TAYLOR MORRISON HOME CORP	0.65
LATTICE SEMICONDUCTOR CORP	0.63
NEOGENOMICS INC	0.62

\* Data supplied by fund managers regarding fixed interests funds may not specify yield type. As the provision of redemption yield is an FCA regulatory requirement Novia assumes these are used.

**Important Information**

Performance details and yields are as at 30/09/2020. Performance figures are inclusive of net reinvested income. Source: FE. This document is designed only for professional investors and experienced advisers. The value of investments and the income gained may fluctuate. Investors may not get back the full amount invested. Past performance is not a guide to the future.