

Invesco Japanese Sm Cos UK Z Acc

Fund Information

Sector

IA Japanese Smaller Companies

Manager's Name

Osamu Tokuno

Date Manager Appointed

Nov 2003

Launch Date

Nov 2012

Fund Size (£m)

£55.48

Yield* (See page2)

0.00 %

XD Dates

Aug 03

Last Distribution

03/08/20 (XD Date)

30/09/20 (Pay Date)

0.01(Distribution)

OCF

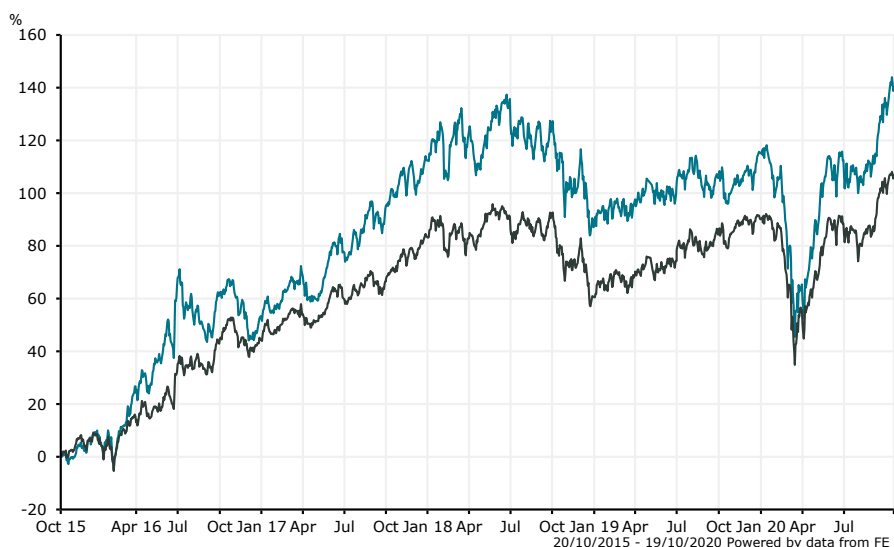
0.85 %

Fund Aim

The objective of the Fund is to achieve capital growth. The Fund invests primarily in shares of smaller Japanese companies. The Fund may use derivatives (complex instruments) to manage the Fund more efficiently, with the aim of reducing risk, minimising costs and/or generating additional capital or income. The Fund is actively managed within its objectives and is not constrained by a benchmark.

Sector: IA Japanese Smaller Companies

Performance



■ Invesco Japanese Sm Cos UK Z Acc
■ IA Japanese Smaller Companies

Morningstar Analyst Rating

N/A

FE Crown Rating

Discrete Performance - 12 months to 31/12/19

	2019	2018	2017	2016	2015
Fund	15.05	-11.94	38.52	40.37	7.90
Stock Sector Average	18.36	-12.41	27.06	32.59	16.43

Cumulative Performance to 30/09/20

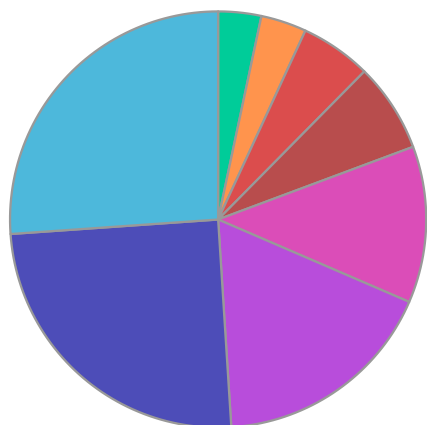
	1 Yr	2 Yrs	3 Yrs	4 Yrs	5 Yrs
Fund	13.48	3.23	20.33	44.83	136.48
Stock Sector Average	9.77	5.09	21.43	41.54	108.88

Performance Analysis - Annualised 3 years

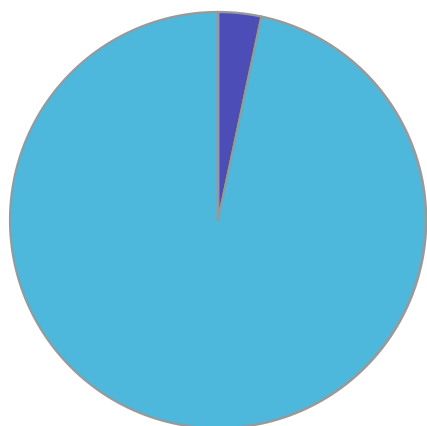
	Growth Rate %	Volatility	Alpha	Beta	Sharpe
Fund	6.36	22.28	-0.72	1.15	0.13
Stock Sector Average	6.69	18.22	0.00	1.00	0.17

Invesco Japanese Sm Cos UK Z Acc

Fund Composition



	(%)
Services	26.11
Manufacturing	24.90
Transport	17.51
Trade	12.16
Construction	6.92
Real Estate	5.51
Financials	3.55
Money Market	3.34



	(%)
Japanese Equities	96.66
Money Market	3.34

Largest Holdings

Holdings	(%)
WEST HOLDINGS CORP	5.34
MEDIA DO CO LTD	5.08
PEPTIDREAM INC	4.82
NEXTAGE CO LTD	4.34
DIGITAL ARTS INC	4.15

Holdings	(%)
AIN HLDGS INC	3.73
MARUWA CO LTD	3.67
ELAN CORP	3.43
MEC CO	3.27
FULLCAST HLDGS CO LTD	3.03

* Data supplied by fund managers regarding fixed interests funds may not specify yield type. As the provision of redemption yield is an FCA regulatory requirement Novia assumes these are used.

Important Information

Performance details and yields are as at 30/09/2020. Performance figures are inclusive of net reinvested income. Source: FE. This document is designed only for professional investors and experienced advisers. The value of investments and the income gained may fluctuate. Investors may not get back the full amount invested. Past performance is not a guide to the future.