

**Invesco UK Opp (UK) Z Inc**
**Fund Information**
**Sector**

IA UK All Companies

**Manager's Name**

Martin Walker

**Date Manager Appointed**

Jun 2008

**Launch Date**

Nov 2012

**Fund Size (£m)**

£602.44

**Yield\*** (See page2)

4.21 %

**XD Dates**

Jan 02

**Last Distribution**

02/01/20 (XD Date)

28/02/20 (Pay Date)

10.33(Distribution)

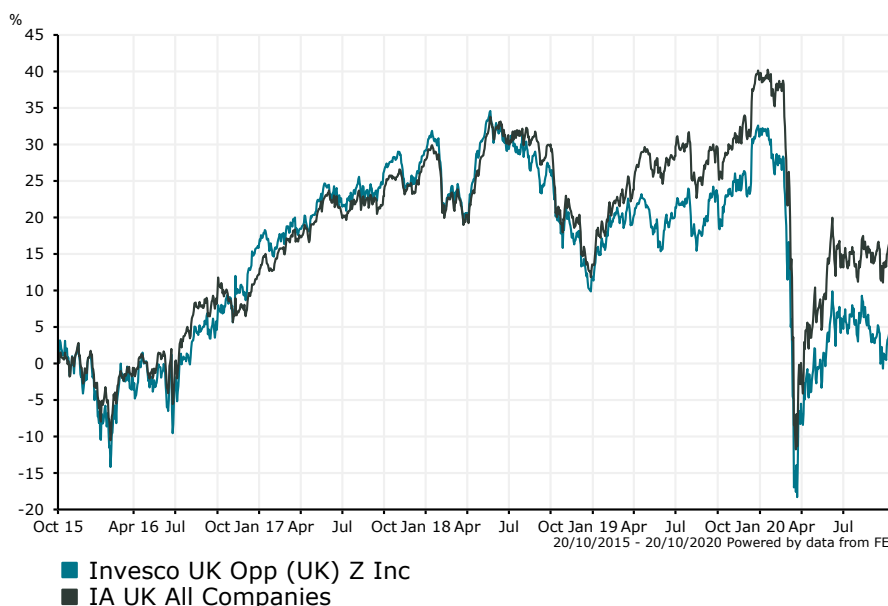
**OCF**

0.91 %

**Fund Aim**

The objective of the Fund is to achieve long-term capital growth. The Fund invests primarily in shares of UK companies. The Fund may use derivatives (complex instruments) to manage the Fund more efficiently, with the aim of reducing risk, minimising costs and/or generating additional capital or income. The Fund is actively managed within its objectives and is not constrained by a benchmark.

**Sector:** IA UK All Companies

**Performance**

**Morningstar Analyst Rating**

Neutral

**FE Crown Rating**

**Discrete Performance - 12 months to 31/12/19**

	2019	2018	2017	2016	2015
Fund	17.12	-13.35	11.52	15.38	0.63
Stock Sector Average	22.24	-11.19	13.99	10.82	4.86

**Cumulative Performance to 30/09/20**

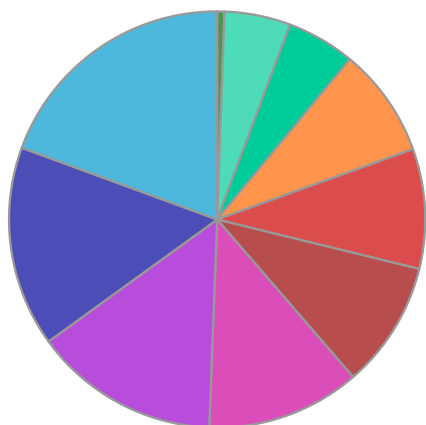
	1 Yr	2 Yrs	3 Yrs	4 Yrs	5 Yrs
Fund	-18.40	-20.31	-20.17	-3.82	5.33
Stock Sector Average	-12.76	-12.78	-7.95	4.61	16.90

**Performance Analysis - Annualised 3 years**

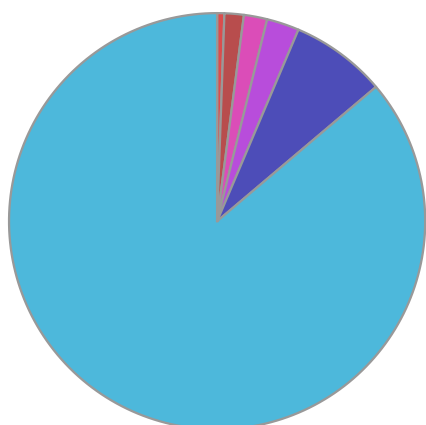
	Growth Rate %	Volatility	Alpha	Beta	Sharpe
Fund	-7.23	16.19	-4.84	0.93	-0.02
Stock Sector Average	-2.72	16.89	0.00	1.00	-0.01

**Invesco UK Opp (UK) Z Inc**

**Fund Composition**



	(%)
Industrials	19.40
Basic Materials	15.57
Financials	14.43
Health Care	11.94
Utilities	9.84
Oil & Gas	9.31
Consumer Services	8.50
Consumer Goods	5.30
Telecommunications	5.15
Money Market	0.56



	(%)
UK Equities	86.17
Canadian Equities	7.44
French Equities	2.52
Irish Equities	1.81
US Equities	1.50
Money Market	0.56

**Largest Holdings**

Holdings	(%)
GLAXOSMITHKLINE	5.47
VODAFONE GROUP	5.15
BP	4.92
BAE SYSTEMS	4.71
SSE PLC	4.13

Holdings	(%)
RSA INSURANCE GROUP PLC	4.09
NATIONAL GRID	3.97
BRITISH AMERICAN TOBACCO	3.95
ROYAL DUTCH SHELL PLC	3.90
BARRICK GOLD CORP	3.19

\* Data supplied by fund managers regarding fixed interests funds may not specify yield type. As the provision of redemption yield is an FCA regulatory requirement Novia assumes these are used.

**Important Information**

Performance details and yields are as at 30/09/2020. Performance figures are inclusive of net reinvested income. Source: FE. This document is designed only for professional investors and experienced advisers. The value of investments and the income gained may fluctuate. Investors may not get back the full amount invested. Past performance is not a guide to the future.