

**Legg Mason IFWeAssGIMuStBd X Inc**
**Fund Information**
**Sector**

IA Sterling Strategic Bond

**Manager's Name**

Western Asset Management Co

**Date Manager Appointed**

May 2008

**Launch Date**

Nov 2012

**Fund Size(£m)**

£161.55

**Yield\*** (See page2)

4.13 %

**XD Dates**

Oct 01, Sep 01, Aug 03, Jul 01

**Last Distribution**

01/10/20 (XD Date)

31/10/20 (Pay Date)

0.22(Distribution)

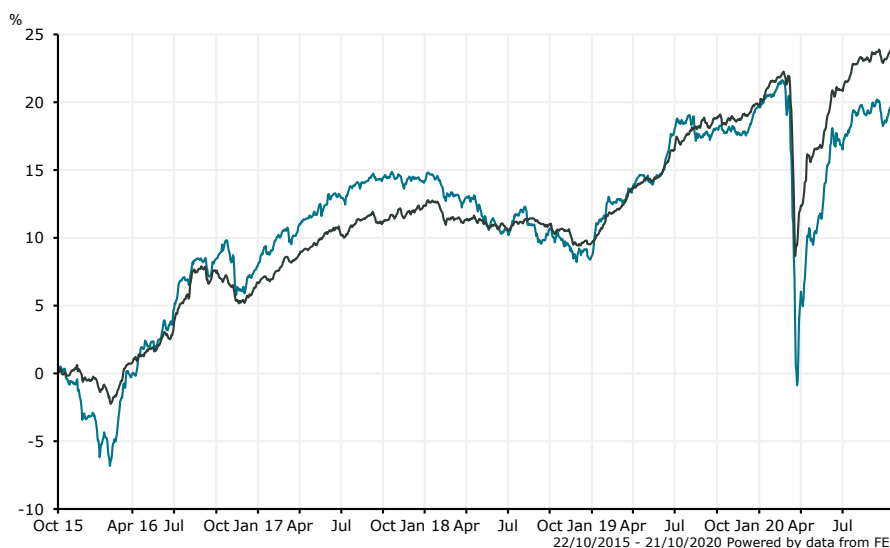
**OCF**

0.82 %

**Fund Aim**

To maximise total return through income and capital appreciation by diversifying across a range of fixed income securities, sectors and currencies.

**Sector:** IA Sterling Strategic Bond

**Performance**


■ Legg Mason IFWeAssGIMuStBd X Inc  
 ■ IA Sterling Strategic Bond

**Morningstar Analyst Rating**  
 N/A

**FE Crown Rating**  


**Discrete Performance - 12 months to 31/12/19**

	2019	2018	2017	2016	2015
Fund	10.16	-4.79	5.73	11.44	-5.01
Stock Sector Average	9.26	-2.49	5.31	7.33	-0.19

**Cumulative Performance to 30/09/20**

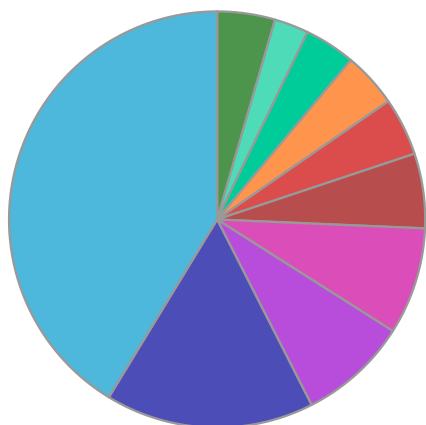
	1 Yr	2 Yrs	3 Yrs	4 Yrs	5 Yrs
Fund	0.32	7.09	3.67	9.28	21.00
Stock Sector Average	3.59	10.93	10.81	14.43	24.00

**Performance Analysis - Annualised 3 years**

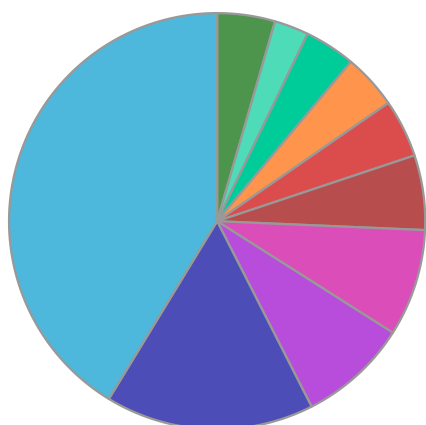
	Growth Rate %	Volatility	Alpha	Beta	Sharpe
Fund	1.21	8.82	-3.59	1.46	0.00
Stock Sector Average	3.48	5.72	0.00	1.00	0.00

Legg Mason IFWeAssGIMuStBd X Inc

**Fund Composition**



	(%)
US Fixed Interest	41.29
Global Fixed Interest	16.21
Others	8.50
UK Fixed Interest	8.32
Cash & Cash Equivalents	5.80
Mexican Fixed Interest	4.50
Indonesian Fixed Interest	4.27
Brazilian Fixed Interest	3.95
Dutch Fixed Interest	2.67
Others	4.49



	(%)
USA	41.29
Others	16.21
Not Specified	8.50
UK	8.32
Money Market	5.80
Mexico	4.50
Indonesia	4.27
Brazil	3.95
Netherlands	2.67
Others	4.49

**Largest Holdings**

Holdings	(%)
LEGG MASON WESTERN ASSET EURO HIGH YIELD LM ACC EUR	5.90
HM TREASURY UNITED KINGDOM DMO 3.75% GILT 07/09/21 GBP	3.01
INDONESIA(REPUBLIC OF) 7% BDS 15/05/27 IDR1000000	2.70
LEGG MASON WESTERN ASSET EMERGING MARKETS CORPORATE BOND LM(M)	2.60
MEXICO(UNITED MEXICAN STATES) 7.75% NTS 13/11/42 MXN100000	2.17

Holdings	(%)
SOUTH AFRICA(REPUBLIC OF) 6.5% BDS 28/02/41 ZAR1	1.17
LEGG MASON QUALIFIED INVESTOR FD II WESTERN ASSET EUROPEAN LOAN LM EUR ACC	1.06
UNITED STATES OF AMER TREAS BONDS 2.875% BDS 15/11/45 USD100	1.04
INDONESIA GOVERNMENT INTERNATIONAL 8.25% BDS 15/05/29 IDR1000000	1.03
SPRINT CAPITAL CORP 8.75% BDS 15/3/32 USD1000	1.00

\* Data supplied by fund managers regarding fixed interests funds may not specify yield type. As the provision of redemption yield is an FCA regulatory requirement Novia assumes these are used.

**Important Information**

Performance details and yields are as at 30/09/2020. Performance figures are inclusive of net reinvested income. Source: FE. This document is designed only for professional investors and experienced advisers. The value of investments and the income gained may fluctuate. Investors may not get back the full amount invested. Past performance is not a guide to the future.