

Aviva Inv Monthly Inc Plus 2 Acc

Fund Information

Sector

IA Sterling Corporate Bond

Manager's Name

James Vokins
Colin Purdie

Date Manager Appointed

Jan 2010

Launch Date

Aug 2012

Fund Size(£m)

£250.22

Yield* (See page2)

2.14 %

XD Dates

Sep 16, Aug 17, Jul 16, Jun 16

Last Distribution

16/09/20 (XD Date)
27/10/20 (Pay Date)
0.24(Distribution)

OCF

0.63 %

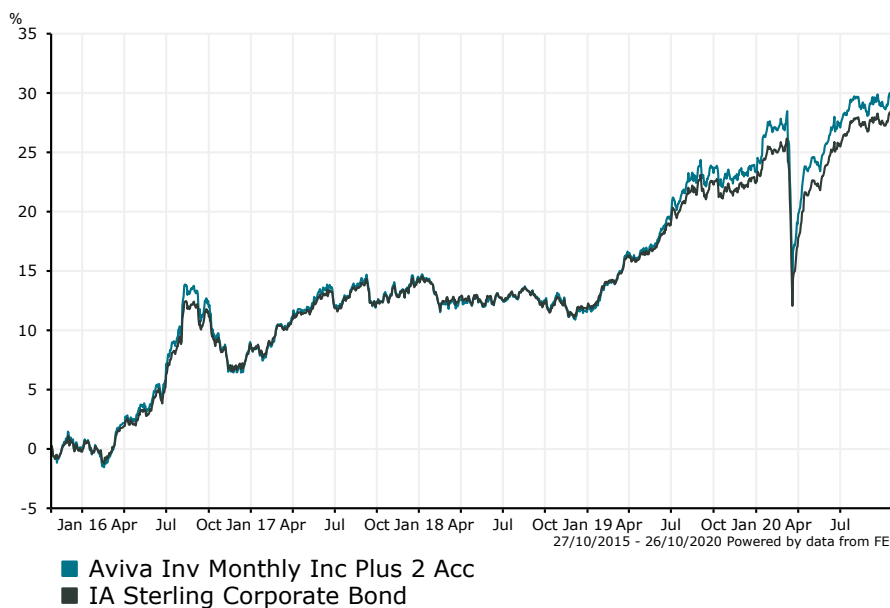
Fund Aim

To provide an income equivalent to that of the benchmark (before charges and taxes), and an overall net return greater than the benchmark over the long term (5 years or more) (after charges and taxes).

Benchmark: Markit iBoxx Sterling Non-Gilts Total Return Index.

Sector: IA Sterling Corporate Bond

Performance



Morningstar Analyst Rating
N/A

FE Crown Rating
★★★★★

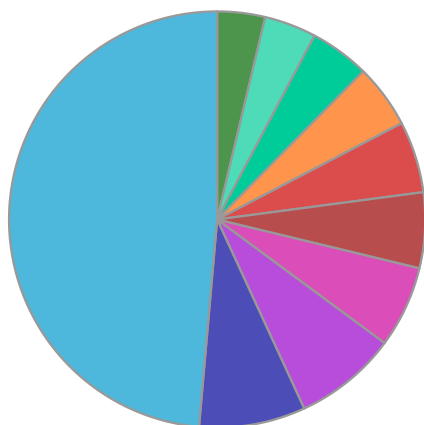
Discrete Performance - 12 months to 31/12/19					
	2019	2018	2017	2016	2015
Fund	10.57	-2.61	5.06	9.13	0.42
Stock Sector Average	9.49	-2.22	5.06	9.08	-0.27

Cumulative Performance to 30/09/20					
	1 Yr	2 Yrs	3 Yrs	4 Yrs	5 Yrs
Fund	4.53	14.88	15.14	14.94	30.17
Stock Sector Average	4.21	13.60	13.72	14.41	28.39

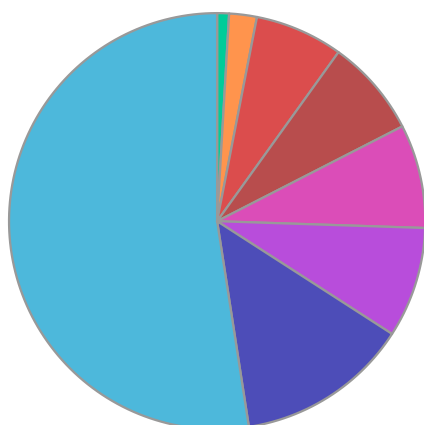
Performance Analysis - Annualised 3 years					
	Growth Rate %	Volatility	Alpha	Beta	Sharpe
Fund	4.81	5.92	0.23	1.05	0.22
Stock Sector Average	4.38	5.61	0.00	1.00	0.16

Aviva Inv **Monthly Inc Plus 2 Acc**

Fund Composition



	(%)
Others	48.61
Banks	8.26
Fixed Interest	8.01
Communications	6.35
Government Agency Bonds	5.87
Electricity Supply	5.55
Non-Cyclical Consumer Goods	4.96
Government Bonds	4.63
Transport	4.04
Financials	3.72



	(%)
UK Fixed Interest	52.44
Supranational Fixed Interest	13.45
US Fixed Interest	8.59
French Fixed Interest	8.05
German Fixed Interest	7.56
Italian Fixed Interest	6.84
Spanish Fixed Interest	2.15
Dutch Fixed Interest	0.92

Largest Holdings

Holdings	(%)
EUROPEAN INVESTMENT BANK 0.75% BDS 14/07/23 GBP1000	4.16
EUROPEAN INVESTMENT BANK 5.625% BDS 7/6/2032 GBP1000	2.99
KREDITANSTALT FUR WIEDERAUFBAU KFW 0.875% BDS 18/07/24 GBP1000	2.85
HM TREASURY UNITED KINGDOM DMO 3.25% GILT 22/01/44 GBP0.01	2.61
IMPERIAL BRANDS FINANCE PLC 9% GTD NTS 17/02/22 GBP50000	2.32

Holdings	(%)
EUROPEAN INVESTMENT BANK 1% MTN 21/09/26 GBP1000	2.23
KREDITANSTALT FUR WIEDERAUFBAU KFW 0.875% BDS 15/09/26 GBP1000	2.12
HM TREASURY UNITED KINGDOM DMO 1% TREASURY GILT 22/04/24 GBP0.01	2.06
ELECTRICITE DE FRANCE SA 6.12% 02/06/2034	2.06
EUROPEAN INVESTMENT BANK 5% BDS 15/4/2039 GBP1000	1.99

* Data supplied by fund managers regarding fixed interests funds may not specify yield type. As the provision of redemption yield is an FCA regulatory requirement Novia assumes these are used.

Important Information

Performance details and yields are as at 30/09/2020. Performance figures are inclusive of net reinvested income. Source: FE. This document is designed only for professional investors and experienced advisers. The value of investments and the income gained may fluctuate. Investors may not get back the full amount invested. Past performance is not a guide to the future.