

Quilter Eth Eq R A£

Fund Information

Sector
IA Global

Manager's Name
Claudia Quiroz

Date Manager Appointed
Dec 2015

Launch Date
Feb 2013

Fund Size(£m)
£117.92

Yield* (See page2)
0.71 %

XD Dates
Apr 01, Oct 01

Last Distribution
01/04/20 (XD Date)
29/05/20 (Pay Date)
0.21(Distribution)

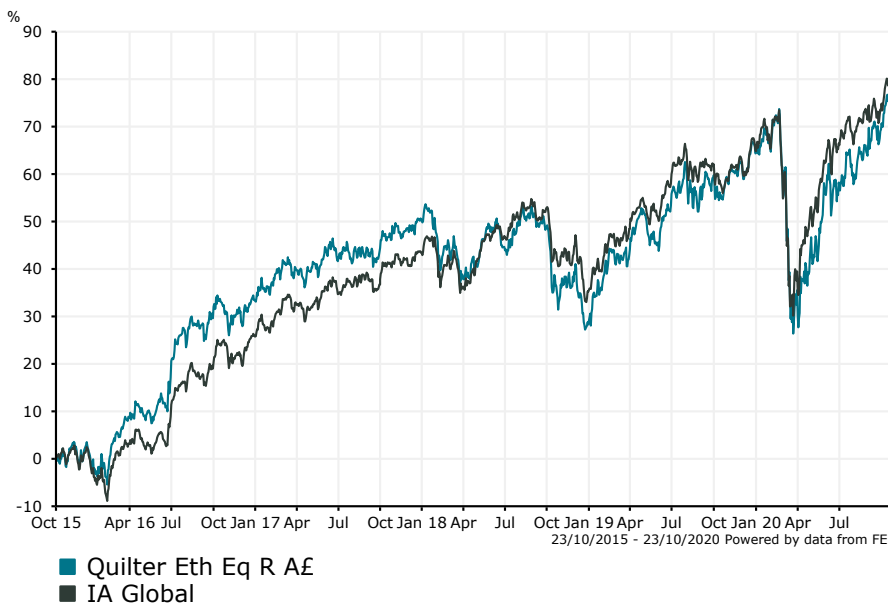
OCF
0.90 %

Fund Aim

The Fund aims to achieve income and capital growth through investment in companies that demonstrate sound ethical practice and to outperform the FTSE World Index, net of charges, over rolling five-year periods.

Sector: IA Global

Performance



Morningstar Analyst Rating
N/A

FE Crown Rating
👑👑👑👑👑

Discrete Performance - 12 months to 31/12/19

	2019	2018	2017	2016	2015
Fund	28.09	-14.76	12.78	29.96	3.42
Stock Sector Average	21.92	-5.72	14.02	23.33	2.77

Cumulative Performance to 30/09/20

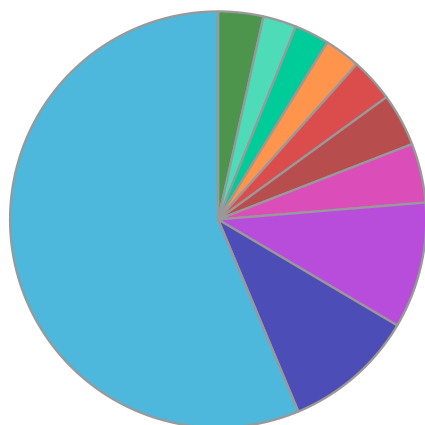
	1 Yr	2 Yrs	3 Yrs	4 Yrs	5 Yrs
Fund	6.50	13.80	17.99	30.68	81.09
Stock Sector Average	7.19	13.60	26.81	45.73	83.83

Performance Analysis - Annualised 3 years

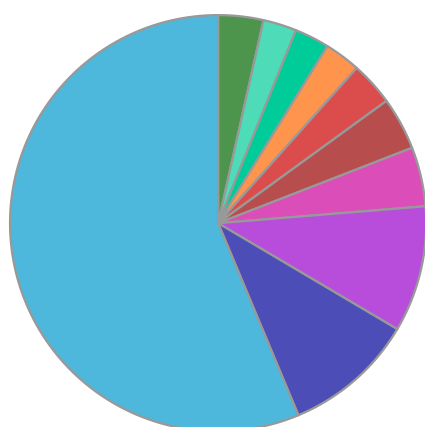
	Growth Rate %	Volatility	Alpha	Beta	Sharpe
Fund	5.67	16.20	-3.06	1.12	0.13
Stock Sector Average	8.24	13.76	0.00	1.00	0.34

Quilter Eth Eq R A£

Fund Composition



	(%)
US Equities	56.30
UK Equities	10.20
Japanese Equities	9.80
French Equities	4.60
Swiss Equities	4.10
Irish Equities	3.40
German Equities	2.80
Money Market	2.70
Brazilian Equities	2.60
Others	3.50



	(%)
USA	56.30
UK	10.20
Japan	9.80
France	4.60
Switzerland	4.10
Ireland	3.40
Germany	2.80
Money Market	2.70
Brazil	2.60
Others	3.50

Largest Holdings

Holdings	(%)
UNION PACIFIC CORP	3.52
MICROSOFT CORP	3.49
WASTE MANAGEMENT INC	3.46
KINGSPAN GROUP	3.31
WATERS CORP	3.23

Holdings	(%)
XYLEM INC	3.23
APTARGROUP INC	3.19
REPUBLIC SERVICES INC	3.17
AMERICAN WATER WORKS CO INC	3.12
VISA INC	3.07

* Data supplied by fund managers regarding fixed interests funds may not specify yield type. As the provision of redemption yield is an FCA regulatory requirement Novia assumes these are used.

Important Information

Performance details and yields are as at 30/09/2020. Performance figures are inclusive of net reinvested income. Source: FE. This document is designed only for professional investors and experienced advisers. The value of investments and the income gained may fluctuate. Investors may not get back the full amount invested. Past performance is not a guide to the future.