

Royal London **Sus MG Trst C Acc**

Fund Information

Sector

IA Mixed Investment 0-35% Shares

Manager's Name

Shalin Shah

Date Manager Appointed

Sep 2020

Launch Date

Dec 2012

Fund Size(£m)

£750.31

Yield* (See page2)

1.57 %

XD Dates

Aug 03, May 01, Feb 03, Nov 01

Last Distribution

03/08/20 (XD Date)

30/09/20 (Pay Date)

0.95(Distribution)

OCF

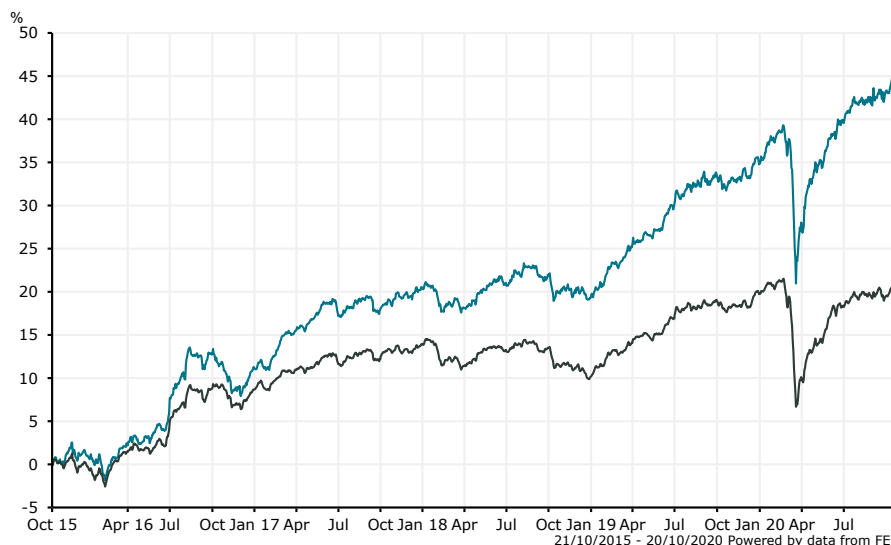
0.67 %

Fund Aim

The Fund's investment objective is to achieve a total return over the medium term (3-5 years) by investing mainly in sterling-denominated bonds, with some exposure to the shares of UK companies, that are deemed to make a positive contribution to society. Investments in the Fund will adhere to the Manager's ethical and sustainable investment policy. The Fund is actively managed.

Sector: IA Mixed Investment 0-35% Shares

Performance



■ Royal London Sus MG Trst C Acc
■ IA Mixed Investment 0-35% Shares

Morningstar Analyst Rating

Neutral

FE Crown Rating

Discrete Performance - 12 months to 31/12/19

	2019	2018	2017	2016	2015
Fund	12.99	-1.05	8.32	9.71	2.64
Stock Sector Average	8.72	-3.35	4.84	8.47	0.38

Cumulative Performance to 30/09/20

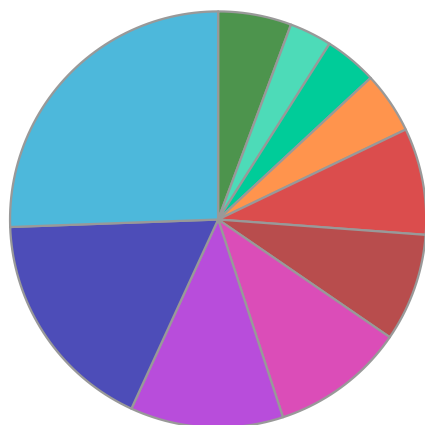
	1 Yr	2 Yrs	3 Yrs	4 Yrs	5 Yrs
Fund	7.12	17.39	21.50	27.04	44.40
Stock Sector Average	0.35	5.25	6.49	9.87	21.14

Performance Analysis - Annualised 3 years

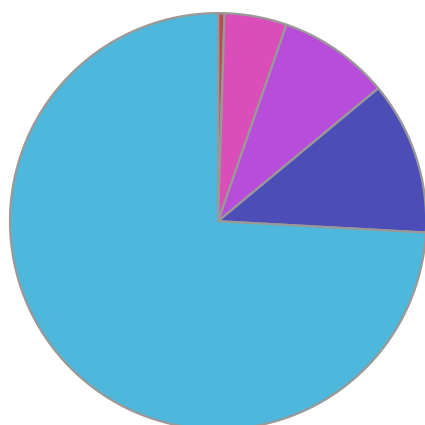
	Growth Rate %	Volatility	Alpha	Beta	Sharpe
Fund	6.71	5.73	4.59	0.96	0.56
Stock Sector Average	2.12	5.75	0.00	1.00	0.00

Royal London **Sus MG Trst C Acc**

Fund Composition



	(%)
Equities	25.60
Structured Products	17.60
Property	11.90
Financial Services	10.40
Utilities	8.40
Insurance	8.30
Mortgage & Secured Bonds	4.80
Consumer Services	4.10
Real Estate	3.30
Others	5.70



	(%)
UK Fixed Interest	74.13
UK Equities	11.89
North American Equities	8.65
European Equities	4.84
Money Market	0.49

Largest Holdings

Holdings	(%)
AVIVA 6.875%/ FRN 20/05/58 GBP50000	0.78
CO-OPERATIVE BANK PLC (THE) 4.75% GBL CVD BDS 11/11/21 GBP 2011-1	0.75
PRS FINANCE PLC 2% 23/01/2029	0.74
LLOYDS BANK PLC 6% 08/02/2029	0.73
DERBY HEALTHCARE 5.564% NTS 30/6/41 GBP1000	0.72

Holdings	(%)
NATIONAL GRID PLC	0.69
HSBC BANK PLC 4.75% SUBORD NTS 24/03/46 GBP50000	0.69
PRUDENTIAL PLC	0.66
MORHOMES PLC 3.4% 19/02/2038	0.66
GENESIS FINANCE 6.064 2039	0.66

* Data supplied by fund managers regarding fixed interests funds may not specify yield type. As the provision of redemption yield is an FCA regulatory requirement Novia assumes these are used.

Important Information

Performance details and yields are as at 30/09/2020. Performance figures are inclusive of net reinvested income. Source: FE. This document is designed only for professional investors and experienced advisers. The value of investments and the income gained may fluctuate. Investors may not get back the full amount invested. Past performance is not a guide to the future.