

## Lazard UK Omega C Inc

### Fund Information

**Sector**

IA UK All Companies

**Manager's Name**

 Alan Custis  
Lloyd Whitworth

**Date Manager Appointed**

Feb 2005

**Launch Date**

Nov 2012

**Fund Size (£m)**

£214.05

**Yield\*** (See page2)

3.79 %

**XD Dates**

Apr 01, Oct 01

**Last Distribution**

01/04/20 (XD Date)

29/05/20 (Pay Date)

2.54(Distribution)

**OCF**

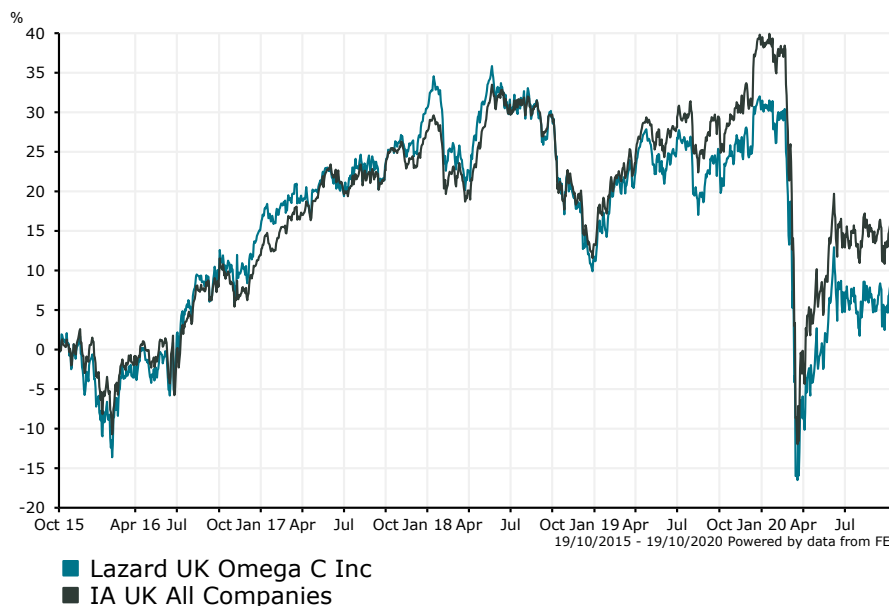
0.80 %

### Fund Aim

The objective of the Sub-Fund is to achieve capital growth over at least 5 years.

**Sector:** IA UK All Companies

### Performance



#### Discrete Performance - 12 months to 31/12/19

	2019	2018	2017	2016	2015
Fund	16.61	-14.31	13.40	16.40	1.73
Stock Sector Average	22.24	-11.19	13.99	10.82	4.86

#### Cumulative Performance to 30/09/20

	1 Yr	2 Yrs	3 Yrs	4 Yrs	5 Yrs
Fund	-16.35	-19.02	-14.93	-3.90	8.67
Stock Sector Average	-12.76	-12.78	-7.95	4.61	16.90

#### Performance Analysis - Annualised 3 years

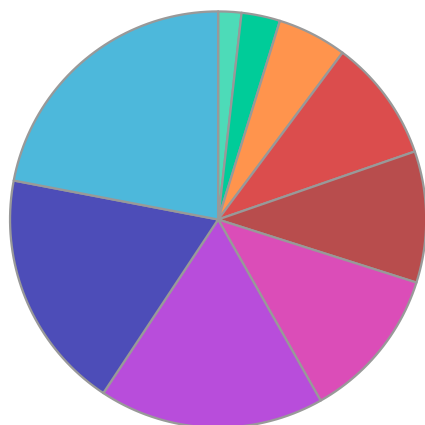
	Growth Rate %	Volatility	Alpha	Beta	Sharpe
Fund	-5.25	16.66	-2.67	0.97	-0.01
Stock Sector Average	-2.72	16.89	0.00	1.00	-0.01

**Morningstar Analyst Rating**

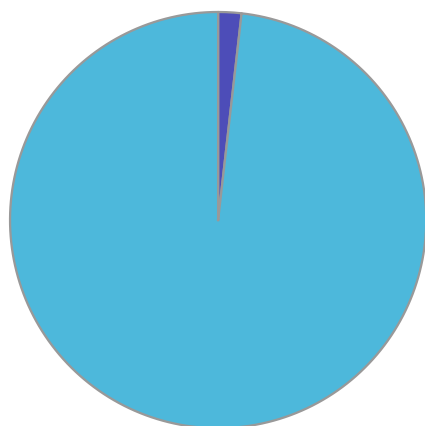
N/A

**FE Crown Rating**


## Fund Composition



	(%)
Financials	22.00
Consumer Goods	18.70
Consumer Services	17.50
Industrials	11.90
Basic Materials	10.20
Health Care	9.50
Oil & Gas	5.40
Telecommunications	3.00
Money Market	1.80



	(%)
UK Equities	98.20
Money Market	1.80

## Largest Holdings

Holdings	(%)
BP	5.40
UNILEVER	5.20
ASTRAZENECA PLC	5.00
RIO TINTO	4.70
GLAXOSMITHKLINE	4.50

Holdings	(%)
BRITISH AMERICAN TOBACCO	3.90
TESCO CORP	3.90
BARCLAYS PLC	3.60
PRUDENTIAL PLC	3.50
ANGLO AMERICAN	3.50

\* Data supplied by fund managers regarding fixed interests funds may not specify yield type. As the provision of redemption yield is an FCA regulatory requirement Novia assumes these are used.

## Important Information

Performance details and yields are as at 30/09/2020. Performance figures are inclusive of net reinvested income. Source: FE. This document is designed only for professional investors and experienced advisers. The value of investments and the income gained may fluctuate. Investors may not get back the full amount invested. Past performance is not a guide to the future.