

Lazard Developing Markets C Acc

Fund Information

Sector

IA Global Emerging Markets

Manager's Name

 Kevin O'Hare
 Peter Gillespie

Date Manager Appointed

Sep 2010

Launch Date

Nov 2012

Fund Size (£m)

£41.87

Yield* (See page2)

0.77 %

XD Dates

Apr 01, Oct 01

Last Distribution

01/04/20 (XD Date)

29/05/20 (Pay Date)

0.02(Distribution)

OCF

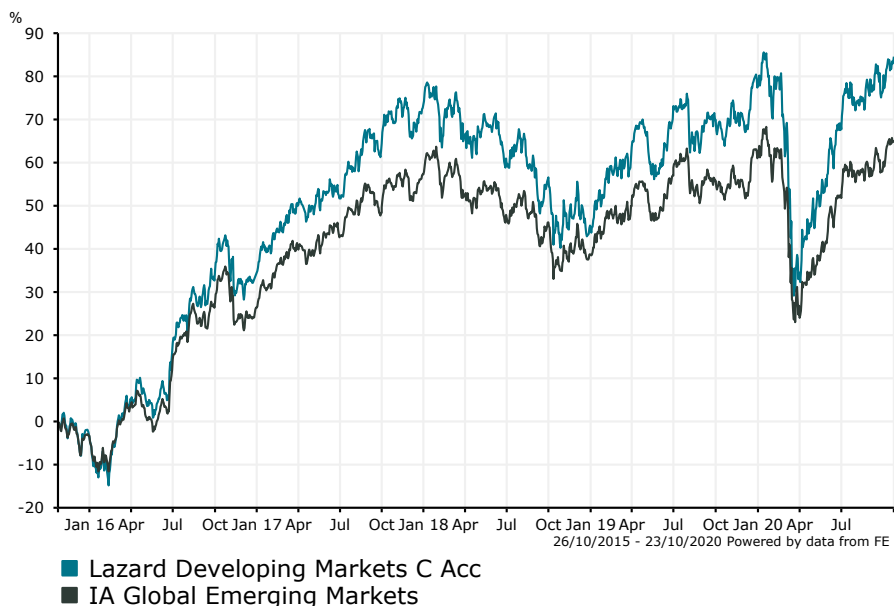
1.04 %

Fund Aim

The objective of the Sub-Fund is to achieve capital growth over at least 5 years

Sector: IA Global Emerging Markets

Performance



Discrete Performance - 12 months to 31/12/19

	2019	2018	2017	2016	2015
Fund	21.99	-15.79	28.77	38.01	-8.70
Stock Sector Average	16.04	-11.78	24.43	30.84	-10.19

Cumulative Performance to 30/09/20

	1 Yr	2 Yrs	3 Yrs	4 Yrs	5 Yrs
Fund	4.07	13.23	8.62	33.22	95.15
Stock Sector Average	1.97	8.64	7.00	25.63	71.46

Performance Analysis - Annualised 3 years

	Growth Rate %	Volatility	Alpha	Beta	Sharpe
Fund	2.79	18.26	0.39	1.17	0.00
Stock Sector Average	2.28	15.28	0.00	1.00	0.00

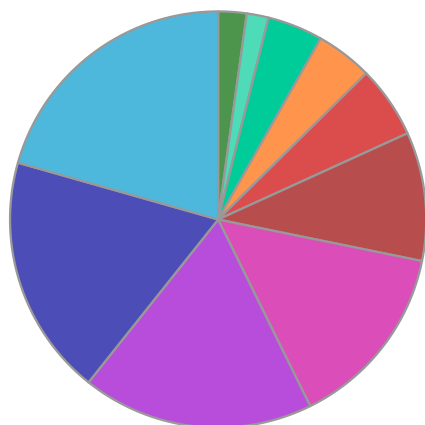
Morningstar Analyst Rating

N/A

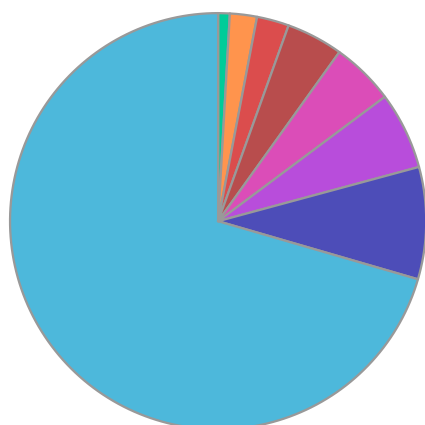
FE Crown Rating


Lazard Developing Markets C Acc

Fund Composition



	(%)
Information Technology	20.60
Financials	18.70
Consumer Discretionary	18.00
Communications	14.50
Industrials	10.00
Materials	5.60
Money Market	4.40
Energy	4.30
Utilities	1.70
Others	2.20



	(%)
Asia Pacific Emerging Equities	70.50
American Emerging Equities	8.70
Asia Pacific ex Japan Equities	6.00
European Emerging Equities	4.90
Money Market	4.40
Middle East & African Equities	2.50
North American Equities	2.10
UK Equities	0.90

Largest Holdings

Holdings	(%)
ALIBABA GROUP HLDG LTD	7.70
TENCENT HLDGS LIMITED	7.00
SAMSUNG ELECTRONICS CO	5.20
TAIWAN SEMICONDUCTOR MANUFACTURING	2.90
MINTH GROUP	2.40

Holdings	(%)
HDFC BANK LTD	2.00
PING AN INSURANCE(GR)CO OF CHINA	1.90
UPL	1.80
WONIK HLDGS CO LTD	1.70
NETEASE INC	1.70

* Data supplied by fund managers regarding fixed interests funds may not specify yield type. As the provision of redemption yield is an FCA regulatory requirement Novia assumes these are used.

Important Information

Performance details and yields are as at 30/09/2020. Performance figures are inclusive of net reinvested income. Source: FE. This document is designed only for professional investors and experienced advisers. The value of investments and the income gained may fluctuate. Investors may not get back the full amount invested. Past performance is not a guide to the future.