

## Lazard European Sm Cos C Acc

### Fund Information

**Sector**

IA European Smaller Companies

**Manager's Name**

Edward Rosenfeld

**Date Manager Appointed**

Jan 2013

**Launch Date**

Nov 2012

**Fund Size (£m)**

£222.63

**Yield\*** (See page2)

1.51 %

**XD Dates**

Apr 01, Oct 01

**Last Distribution**

01/04/20 (XD Date)

29/05/20 (Pay Date)

0.18(Distribution)

**OCF**

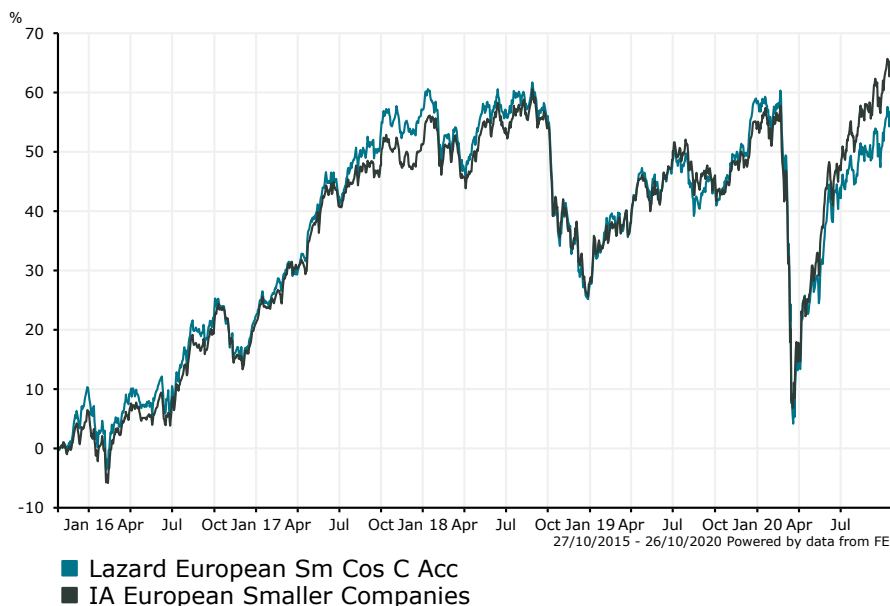
0.80 %

### Fund Aim

The objective of the Sub-Fund is to achieve capital growth over at least 5 years.

**Sector:** IA European Smaller Companies

### Performance



**Morningstar Analyst Rating**  
N/A

**FE Crown Rating**  

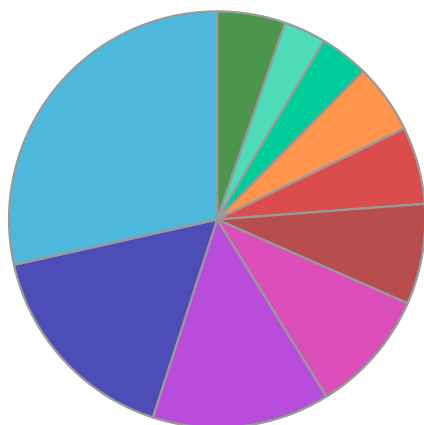

Discrete Performance - 12 months to 31/12/19					
	2019	2018	2017	2016	2015
Fund	24.36	-18.99	28.50	10.96	27.72
Stock Sector Average	20.34	-15.46	24.85	14.02	19.26

Cumulative Performance to 30/09/20					
	1 Yr	2 Yrs	3 Yrs	4 Yrs	5 Yrs
Fund	4.11	-2.61	-0.94	25.10	54.65
Stock Sector Average	9.85	3.89	8.27	34.02	64.78

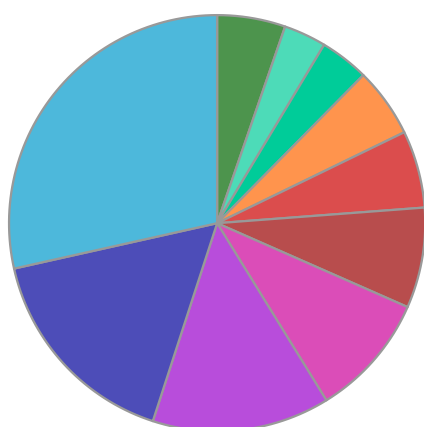
Performance Analysis - Annualised 3 years					
	Growth Rate %	Volatility	Alpha	Beta	Sharpe
Fund	-0.31	18.31	-2.83	1.02	-0.01
Stock Sector Average	2.68	17.51	0.00	1.00	0.00

**Lazard European Sm Cos C Acc**

**Fund Composition**



	(%)
UK Equities	28.50
German Equities	16.50
Swedish Equities	13.80
International Equities	9.60
Italian Equities	7.80
Dutch Equities	6.00
Belgian Equities	5.40
Swiss Equities	3.80
Danish Equities	3.30
Others	5.30



	(%)
UK	28.50
Germany	16.50
Sweden	13.80
Others	9.60
Italy	7.80
Netherlands	6.00
Belgium	5.40
Switzerland	3.80
Denmark	3.30
Others	5.30

**Largest Holdings**

Holdings	(%)
FLATEX	2.40
ROYAL UNIBREW A/S	2.10
DERMAPHARM HLDG SE	2.10
KARNOV GROUP AB (PUBL)	2.10
JOST WERKE AG	1.90

Holdings	(%)
JTC PLC	1.90
VOLUTION GROUP PLC	1.80
ASM INTERNATIONAL NV	1.70
LINDAB AB	1.70
STILLFRONT GROUP AB	1.70

\* Data supplied by fund managers regarding fixed interests funds may not specify yield type. As the provision of redemption yield is an FCA regulatory requirement Novia assumes these are used.

**Important Information**

Performance details and yields are as at 30/09/2020. Performance figures are inclusive of net reinvested income. Source: FE. This document is designed only for professional investors and experienced advisers. The value of investments and the income gained may fluctuate. Investors may not get back the full amount invested. Past performance is not a guide to the future.