

Aberdeen Std SCIASPcEq X A£
Fund Information
Sector

Equity - Asia Pacific ex Japan

Manager's Name

Asia Pacific Equity Team

Date Manager Appointed

Sep 2018

Launch Date

Dec 2012

Fund Size(£m)

£2368.54

Yield* (See page2)

1.00 %

XD Dates

Oct 01

Last Distribution

01/10/12 (XD Date)

30/11/12 (Pay Date)

0.08(Distribution)

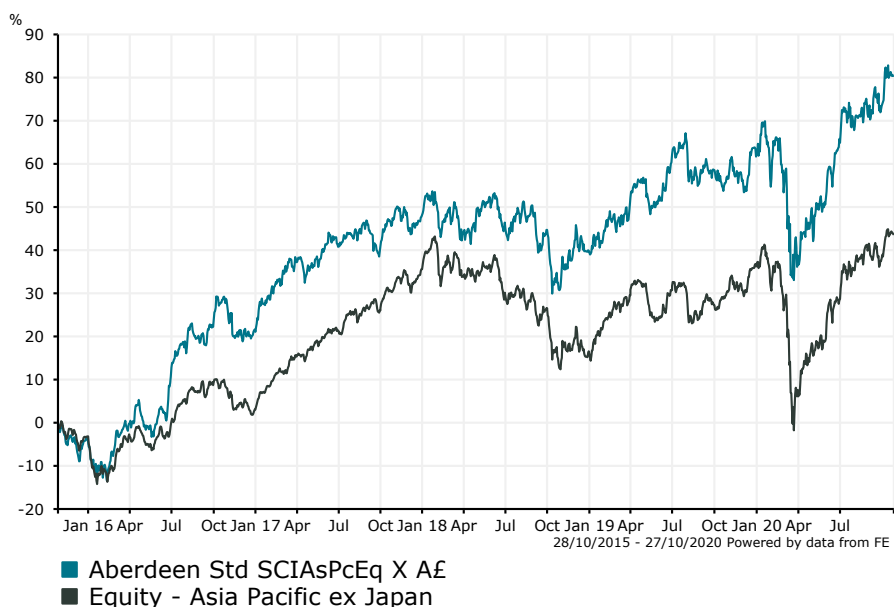
OCF

1.24 %

Fund Aim

The Fund's investment objective is long-term total return to be achieved by investing at least two-thirds of the Fund's assets in equities and equity-related securities of companies with their registered office in Asia Pacific countries (excluding Japan); and/or, of companies which have the preponderance of their business activities in Asia Pacific countries (excluding Japan); and/or, of holding companies that have the preponderance of their assets in companies with their registered office in Asia Pacific countries (excluding Japan).

Sector: Equity - Asia Pacific ex Japan

Performance

Morningstar Analyst Rating

Neutral

FE Crown Rating

Discrete Performance - 12 months to 31/12/19

	2019	2018	2017	2016	2015
Fund	15.57	-5.32	21.50	25.94	-9.71
Stock Sector Average	16.87	-14.04	31.56	6.44	-6.76

Cumulative Performance to 30/09/20

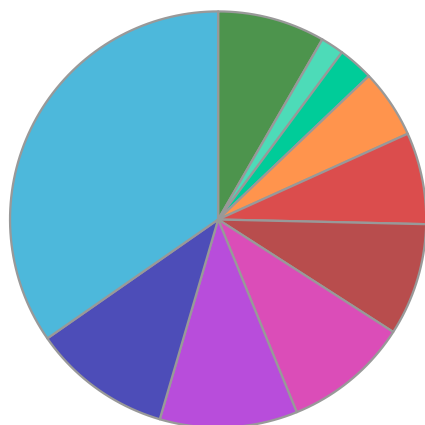
	1 Yr	2 Yrs	3 Yrs	4 Yrs	5 Yrs
Fund	9.36	19.88	24.15	41.92	86.64
Stock Sector Average	8.47	9.15	9.58	27.07	49.53

Performance Analysis - Annualised 3 years

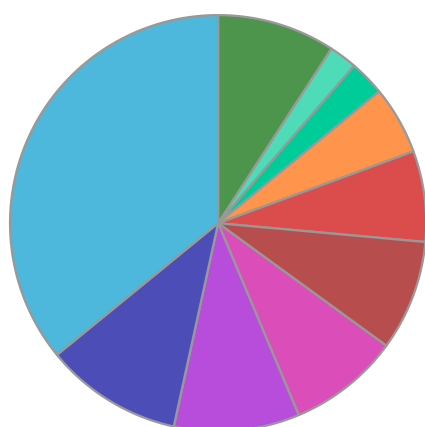
	Growth Rate %	Volatility	Alpha	Beta	Sharpe
Fund	7.48	14.14	4.96	0.76	0.28
Stock Sector Average	3.10	16.53	0.00	1.00	0.00

Aberdeen Std **SCIAsPcEq X A£**

Fund Composition



	(%)
China	34.68
Korea	10.80
Australia	10.69
India	9.75
Taiwan	8.73
Hong Kong	7.12
Singapore	5.35
Indonesia	2.74
New Zealand	1.80
Others	8.35



	(%)
Chinese Equities	35.90
Australian Equities	10.68
Indian Equities	9.75
Taiwanese Equities	8.65
Preference Shares	8.58
Hong Kong Equities	7.05
Singapore Equities	5.31
Indonesian Equities	2.74
South Korean Equities	2.17
Others	9.17

Largest Holdings

Holdings	(%)
TENCENT HLDGS LTD	9.50
TAIWAN SEMICONDUCTOR CO	8.70
SAMSUNG ELECTRONICS CO	8.60
AS SICAV I - CHINA A SHARE EQUITY FUND	8.10
CSL	3.90

Holdings	(%)
PING AN INSURANCE(GR)CO OF CHINA	3.00
AIA GROUP LTD	2.70
CHINA RESOURCES LAND	2.20
ARISTOCRAT LEISURE	2.20
BANK CENTRAL ASIA	2.10

* Data supplied by fund managers regarding fixed interests funds may not specify yield type. As the provision of redemption yield is an FCA regulatory requirement Novia assumes these are used.

Important Information

Performance details and yields are as at 30/09/2020. Performance figures are inclusive of net reinvested income. Source: FE. This document is designed only for professional investors and experienced advisers. The value of investments and the income gained may fluctuate. Investors may not get back the full amount invested. Past performance is not a guide to the future.