

**Aberdeen Std SCIUKEq X SI£**
**Fund Information**
**Sector**  
Equity - UK

**Manager's Name**  
Andrew Millington  
Louise Kernohan

**Date Manager Appointed**  
Apr 2018

**Launch Date**  
Dec 2012

**Fund Size (£m)**  
£33.44

**Yield\*** (See page2)  
1.30 %

**XD Dates**  
Apr 01, Oct 01

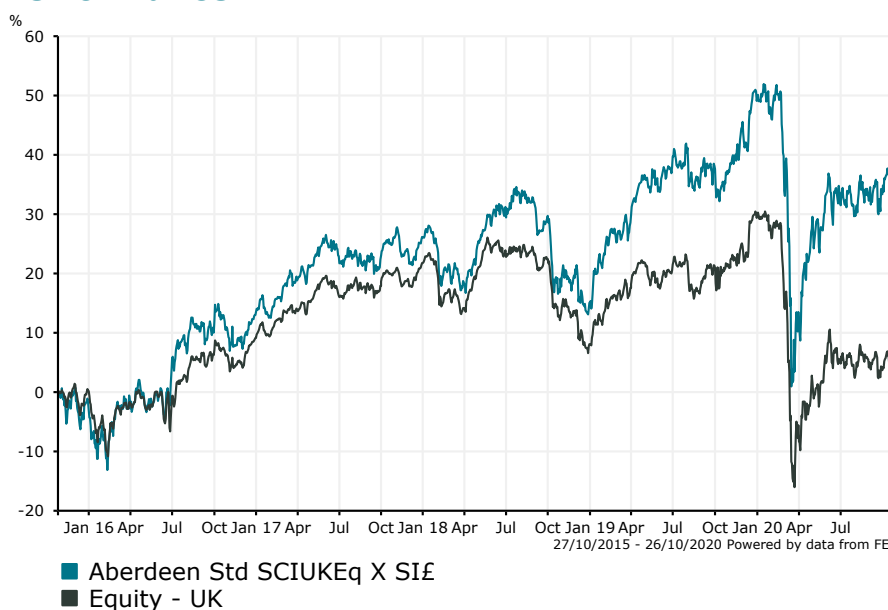
**Last Distribution**  
01/04/20 (XD Date)  
29/05/20 (Pay Date)  
0.08(Distribution)

**OCF**  
0.94 %

**Fund Aim**

The Fund's investment objective is long-term total return to be achieved by investing at least two-thirds of the Fund's assets in equities and equity-related securities of companies with their registered office in the United Kingdom; and/or, of companies which have the preponderance of their business activities in the United Kingdom; and/or, of holding companies that have the preponderance of their assets in companies with their registered office in the United Kingdom.

**Sector:** Equity - UK

**Performance**


**Morningstar Analyst Rating**  
N/A

**FE Crown Rating**  
👑👑👑👑👑

**Discrete Performance - 12 months to 31/12/19**

	2019	2018	2017	2016	2015
Fund	29.60	-8.81	11.64	15.16	-3.34
Stock Sector Average	19.69	-11.23	11.56	8.85	4.85

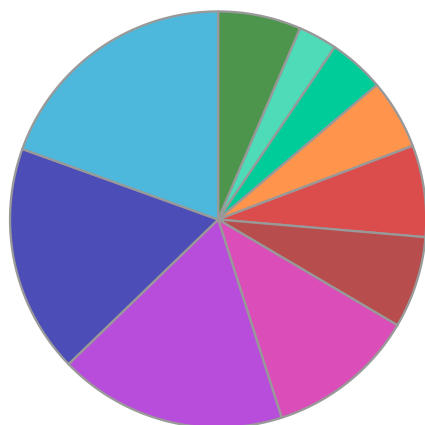
**Cumulative Performance to 30/09/20**

	1 Yr	2 Yrs	3 Yrs	4 Yrs	5 Yrs
Fund	-3.47	3.18	8.97	21.21	39.18
Stock Sector Average	-14.54	-15.26	-12.07	-2.41	7.95

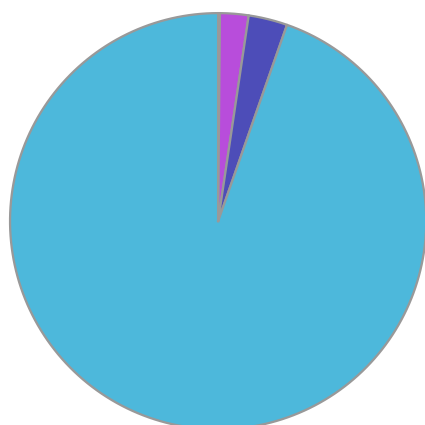
**Performance Analysis - Annualised 3 years**

	Growth Rate %	Volatility	Alpha	Beta	Sharpe
Fund	2.91	16.96	7.60	1.02	0.00
Stock Sector Average	-4.20	15.74	0.00	1.00	-0.01

## Fund Composition



	(%)
Health Care	19.50
Financials	17.73
Industrials	17.71
Consumer Staples	11.58
Consumer Discretionary	7.13
Communications	7.11
Materials	5.43
Information Technology	4.34
Mutual Funds	3.02
Others	6.45



	(%)
UK Equities	94.62
Money Market	3.02
Swiss Equities	2.21
Cash & Cash Equivalents	0.14

## Largest Holdings

Holdings	(%)
ASTRAZENECA PLC	7.30
AVEVA GROUP	4.30
DIAGEO	4.20
RELX PLC	4.00
PRUDENTIAL PLC	3.90

Holdings	(%)
GENUS PLC	3.70
LONDON STOCK EXCHANGE GROUP	3.30
CRODA INTERNATIONAL PLC	3.20
PETS AT HOME GROUP PLC	3.20
SMITH & NEPHEW PLC	3.00

\* Data supplied by fund managers regarding fixed interests funds may not specify yield type. As the provision of redemption yield is an FCA regulatory requirement Novia assumes these are used.

## Important Information

Performance details and yields are as at 30/09/2020. Performance figures are inclusive of net reinvested income. Source: FE. This document is designed only for professional investors and experienced advisers. The value of investments and the income gained may fluctuate. Investors may not get back the full amount invested. Past performance is not a guide to the future.