

Royal London UK Opportunities M Acc

Fund Information

Sector

IA UK All Companies

Manager's Name

Craig Yeaman

Date Manager Appointed

Jan 2018

Launch Date

Apr 2010

Fund Size (£m)

£694.36

Yield* (See page2)

1.91 %

XD Dates

Sep 01

Last Distribution

01/09/20 (XD Date)

31/10/20 (Pay Date)

3.19(Distribution)

TER

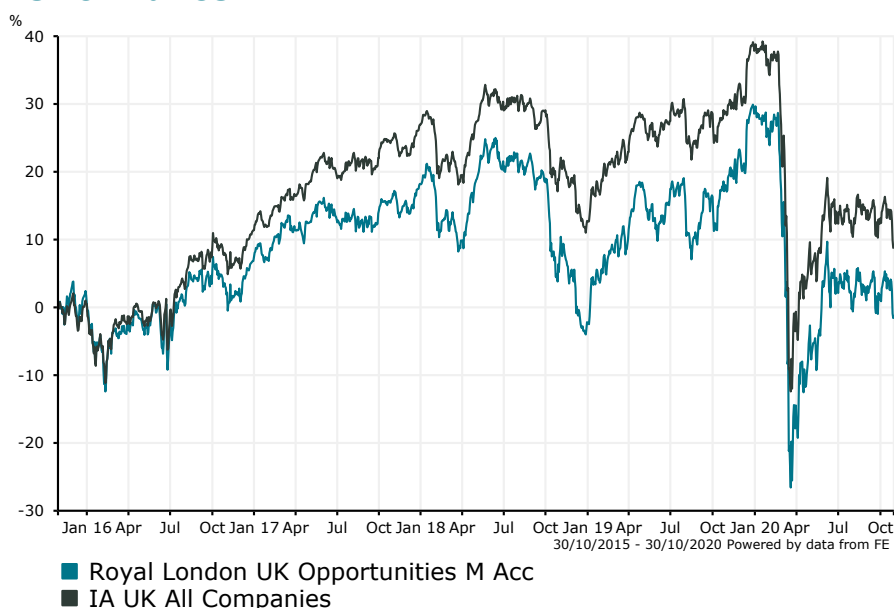
-

Fund Aim

The Fund's investment objective is to achieve capital growth over the medium term (3-5 years) by investing at least 80% in the shares of UK companies listed on the London Stock Exchange. The Fund's performance target is to outperform, after the deduction of charges, the FTSE All-Share Total Return GBP Index (the "Index") over rolling 5-year periods. For further information on the Fund's index, please refer to the Prospectus.

Sector: IA UK All Companies

Performance


Morningstar Analyst Rating

N/A

FE Crown Rating

Discrete Performance - 12 months to 31/12/19

	2019	2018	2017	2016	2015
Fund	31.44	-17.26	10.65	5.06	5.26
Stock Sector Average	22.24	-11.19	13.99	10.82	4.86

Cumulative Performance to 30/09/20

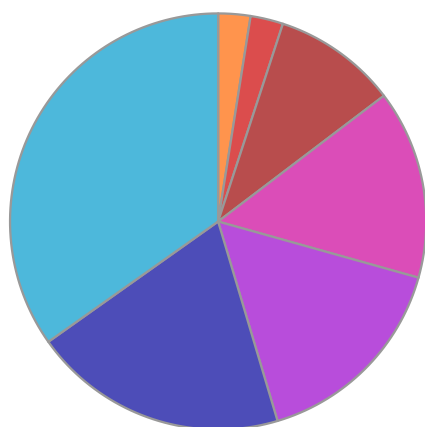
	1 Yr	2 Yrs	3 Yrs	4 Yrs	5 Yrs
Fund	-13.19	-14.66	-11.16	-2.22	4.70
Stock Sector Average	-12.76	-12.78	-7.95	4.61	16.90

Performance Analysis - Annualised 3 years

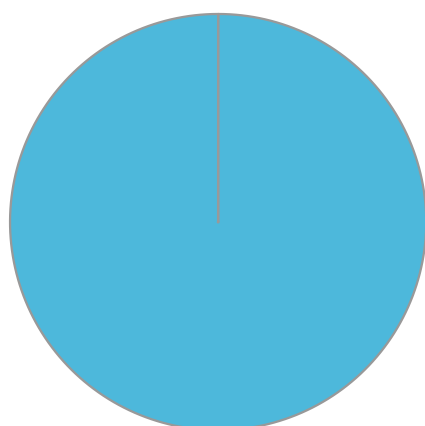
	Growth Rate %	Volatility	Alpha	Beta	Sharpe
Fund	-3.87	22.26	0.31	1.30	-0.02
Stock Sector Average	-2.72	16.89	0.00	1.00	-0.01

Royal London **UK Opportunities M Acc**

Fund Composition



	(%)
Industrials	34.81
Financials	19.80
Consumer Goods	16.04
Consumer Services	14.68
Basic Materials	9.63
Health Care	2.54
Oil & Gas	2.50



	(%)
UK Equities	100.00

Largest Holdings

Holdings	(%)
ASSTEAD GROUP	6.10
RIO TINTO	4.84
JD SPORTS FASHION PLC	4.66
DCC	4.21
PRUDENTIAL PLC	4.20

Holdings	(%)
MELROSE INDUSTRIES PLC	4.10
INTERMEDIATE CAPITAL GROUP	4.03
B & M EUROPEAN VALUE RETAIL SA	3.78
BERKELEY GROUP HLDGS PLC (THE)	3.69
FEVERTREE DRINKS PLC	3.60

* Data supplied by fund managers regarding fixed interests funds may not specify yield type. As the provision of redemption yield is an FCA regulatory requirement Novia assumes these are used.

Important Information

Performance details and yields are as at 30/09/2020. Performance figures are inclusive of net reinvested income. Source: FE. This document is designed only for professional investors and experienced advisers. The value of investments and the income gained may fluctuate. Investors may not get back the full amount invested. Past performance is not a guide to the future.