

Janus Henderson Inst LgDtGt A I
Fund Information
Sector
 IA UK Gilts

Manager's Name
 N/A

Date Manager Appointed
 N/A

Launch Date
 Dec 1997

Fund Size(£m)
 £64.24

Yield* (See page2)
 0.50 %

XD Dates
 Jul 01, Apr 01, Jan 02, Oct 01

Last Distribution
 01/07/20 (XD Date)
 28/08/20 (Pay Date)
 0.30(Distribution)

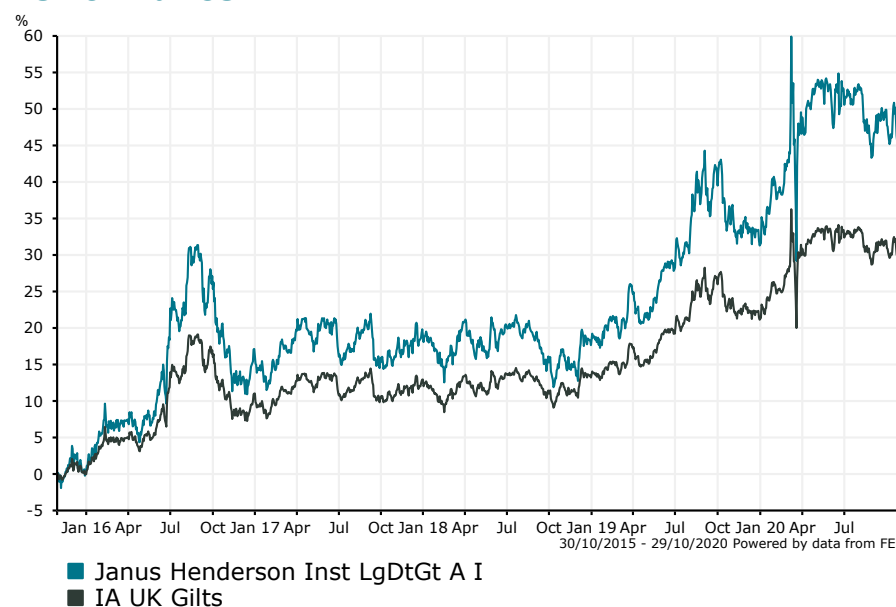
OCF
 0.94 %

Morningstar Analyst Rating <p style="text-align: center;">N/A</p> FE Crown Rating 

Fund Aim

The Fund aims to provide an income with the potential for capital growth over the long term. Performance target: To outperform the FTSE Actuaries UK Conventional Gilts greater than 15 years to maturity Index by 0.75% per annum, before the deduction of charges, over any 5 year period. The Fund invests at least 80% of its assets in UK government bonds (also known as gilts), typically with maturities of 15 years or more. (Longer dated bonds are generally more sensitive to changes in interest rates and may at times exhibit significant volatility.) The Fund is actively managed with reference to the FTSE Actuaries UK Conventional Gilts greater than 15 years to maturity Index, which is broadly representative of the bonds in which it may invest, as this forms the basis of the Fund's performance target. The investment manager has discretion to choose investments for the Fund with weightings different to the index or not in the index. As an additional means of assessing the performance of the Fund, the IA Sterling Corporate Bond sector average, which is based on a peer group of broadly similar funds, may also provide a useful comparator.

Sector: IA UK Gilts

Performance

Discrete Performance - 12 months to 31/12/19

	2019	2018	2017	2016	2015
Fund	11.60	-1.81	2.30	17.06	-1.02
Stock Sector Average	7.00	0.25	1.72	11.06	-0.26

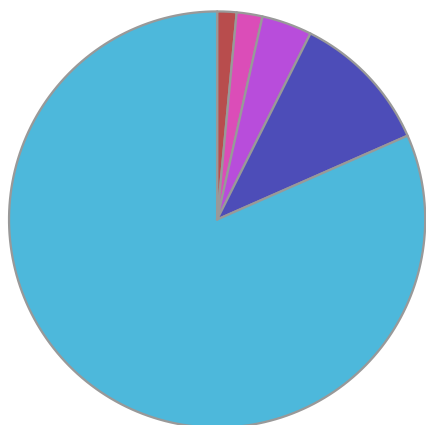
Cumulative Performance to 30/09/20

	1 Yr	2 Yrs	3 Yrs	4 Yrs	5 Yrs
Fund	6.13	29.11	29.75	17.92	46.59
Stock Sector Average	4.12	18.42	19.54	12.84	30.09

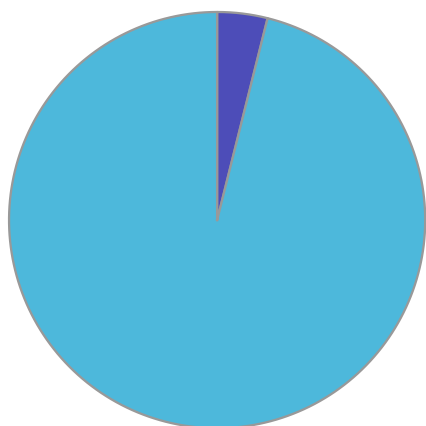
Performance Analysis - Annualised 3 years

	Growth Rate %	Volatility	Alpha	Beta	Sharpe
Fund	9.07	11.24	-1.12	1.69	0.50
Stock Sector Average	6.13	6.62	0.00	1.00	0.40

Fund Composition



	(%)
AA	81.60
Non-Rated	11.00
Money Market	3.90
BBB	2.00
AAA	1.50



	(%)
UK Gilts	96.10
Money Market	3.90

Largest Holdings

Holdings	(%)
HM TREASURY UNITED KINGDOM DMO 1.75% GILT 07/09/37 GBP0.01	8.70
HM TREASURY UNITED KINGDOM DMO 1.5% GILT 22/07/47 GBP1	6.30
HM TREASURY UNITED KINGDOM DMO 3.25% GILT 22/01/44 GBP0.01	6.10
HM TREASURY UNITED KINGDOM DMO 4.25% GILT 07/12/55 GBP0.01	5.50
HM TREASURY UNITED KINGDOM DMO 4% GILT 22/01/60 GBP0.01	5.00

Holdings	(%)
HM TREASURY UNITED KINGDOM DMO 2.5% GILT 22/07/65 GBP0.1	4.70
HM TREASURY UNITED KINGDOM DMO 1.75% GILT 22/07/57 GBP0.01	4.50
HM TREASURY UNITED KINGDOM DMO 3.5% GILT 22/07/68 GBP0.01	4.20
HM TREASURY UNITED KINGDOM DMO 4.5% GILT 7/12/42 GBP	4.00
HM TREASURY UNITED KINGDOM DMO 3.75% GILT 22/07/52 GBP0.01	4.00

* Data supplied by fund managers regarding fixed interests funds may not specify yield type. As the provision of redemption yield is an FCA regulatory requirement Novia assumes these are used.

Important Information

Performance details and yields are as at 30/09/2020. Performance figures are inclusive of net reinvested income. Source: FE. This document is designed only for professional investors and experienced advisers. The value of investments and the income gained may fluctuate. Investors may not get back the full amount invested. Past performance is not a guide to the future.