

## DWS Inv Convrt DH RD GBP

### Fund Information

**Sector**  
Convertible

**Manager's Name**  
Paulus de Vries

**Date Manager Appointed**  
Dec 2018

**Launch Date**  
Mar 2009

**Fund Size (£m)**  
£754.67

**Yield\*** (See page 2)  
0.00 %

**XD Dates**  
Mar 06, Jan 02

**Last Distribution**  
06/03/20 (XD Date)  
06/03/20 (Pay Date)  
0.08(Distribution)

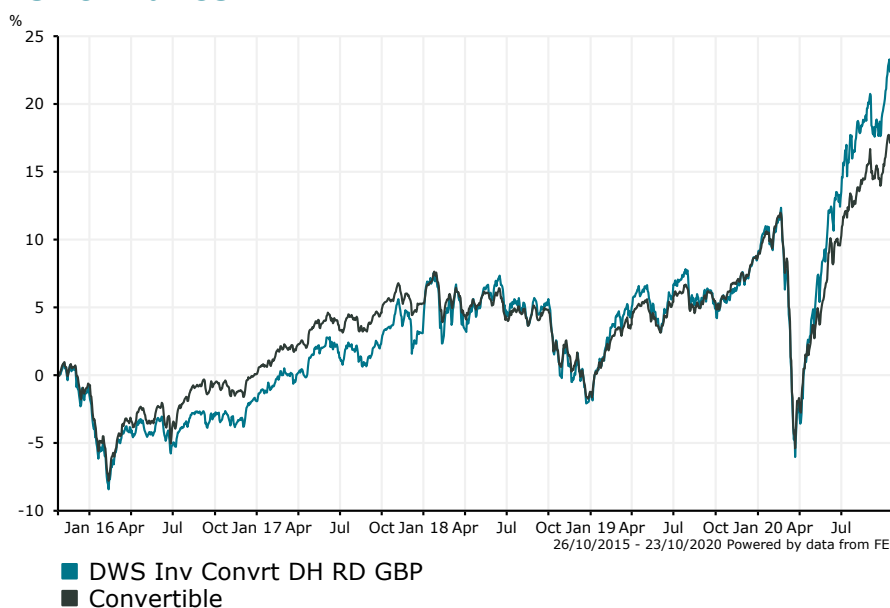
**OCF**  
0.81 %

### Fund Aim

The fund provides access to a diversified global convertibles investment universe. By investing in classic vanilla convertibles the fund has a stringent pure approach. The targeted investment horizon is between 3-5 years. In order to provide a convex and therefore preferable risk-return profile, the fund invests primarily in convertibles with a medium delta. Currency risk is systematically hedged (except for the share class FC (CE)).

**Sector:** Convertible

### Performance



**Morningstar Analyst Rating**

N/A

**FE Crown Rating**



#### Discrete Performance - 12 months to 31/12/19

	2019	2018	2017	2016	2015
Fund	10.28	-4.61	5.09	-1.08	4.16
Stock Sector Average	9.91	-6.19	5.22	0.75	2.92

#### Cumulative Performance to 30/09/20

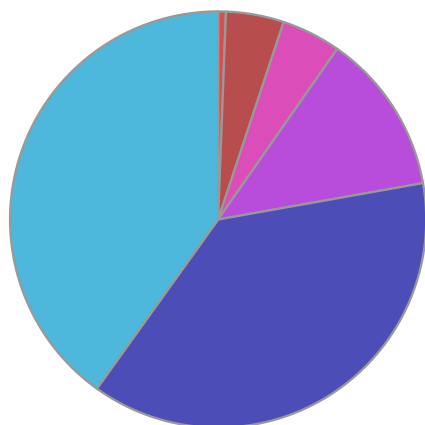
	1 Yr	2 Yrs	3 Yrs	4 Yrs	5 Yrs
Fund	13.90	13.39	16.83	23.25	24.96
Stock Sector Average	9.01	9.71	9.91	15.69	18.60

#### Performance Analysis - Annualised 3 years

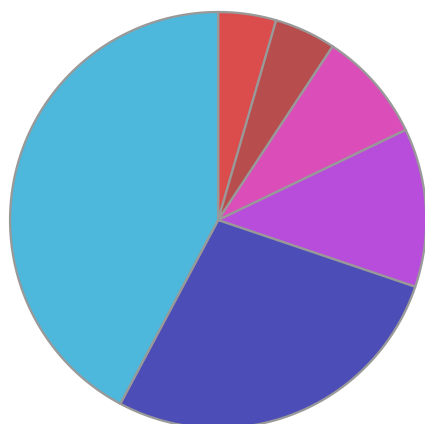
	Growth Rate %	Volatility	Alpha	Beta	Sharpe
Fund	5.32	9.46	1.68	1.14	0.19
Stock Sector Average	3.20	8.05	0.00	1.00	0.00

**DWS Inv Convrt DH RD GBP**

**Fund Composition**



	(%)
Others	40.10
USA	37.70
Europe & Middle East	12.50
Asia	4.60
Money Market	4.50
Japan	0.60



	(%)
BB	42.21
BBB	27.60
A	12.32
B	8.59
AA	4.78
Money Market	4.50

**Largest Holdings**

Holdings	(%)
PANW 0 3/8 06/01/25	2.70
SIKA AG 0.15% CNV BDS 05/06/25(SIKA AG) CHF20000	2.00
SNAP INC 0.75% CNV BDS 01/08/26(SNAP US) USD1000	2.00
CLNXSM 0 1/2 07/05/28	1.70
DEHEHO 1 01/23/27 CORP	1.70

Holdings	(%)
LUV 1 1/4 05/01/25	1.70
POSEIDON/ POSTAL SBCN 0 02/01/25 CORP	1.50
SQ 0 1/8 03/01/25	1.40
DWNIGY 0.6 01/05/26 CORP	1.30
MDB 0 1/4 01/15/26 CORP	1.20

\* Data supplied by fund managers regarding fixed interests funds may not specify yield type. As the provision of redemption yield is an FCA regulatory requirement Novia assumes these are used.

**Important Information**

Performance details and yields are as at 30/09/2020. Performance figures are inclusive of net reinvested income. Source: FE. This document is designed only for professional investors and experienced advisers. The value of investments and the income gained may fluctuate. Investors may not get back the full amount invested. Past performance is not a guide to the future.