

SVSBrownShipleyGth I Acc

Fund Information

Sector

IA Mixed Investment 40-85% Shares

Manager's Name

Brown Shipley Fund Management Team

Date Manager Appointed

Jul 2017

Launch Date

Dec 2009

Fund Size(£m)

£72.00

Yield* (See page2)

1.34 %

XD Dates

Mar 02, Sep 02

Last Distribution

02/03/20 (XD Date)

30/04/20 (Pay Date)

1.35(Distribution)

OCF

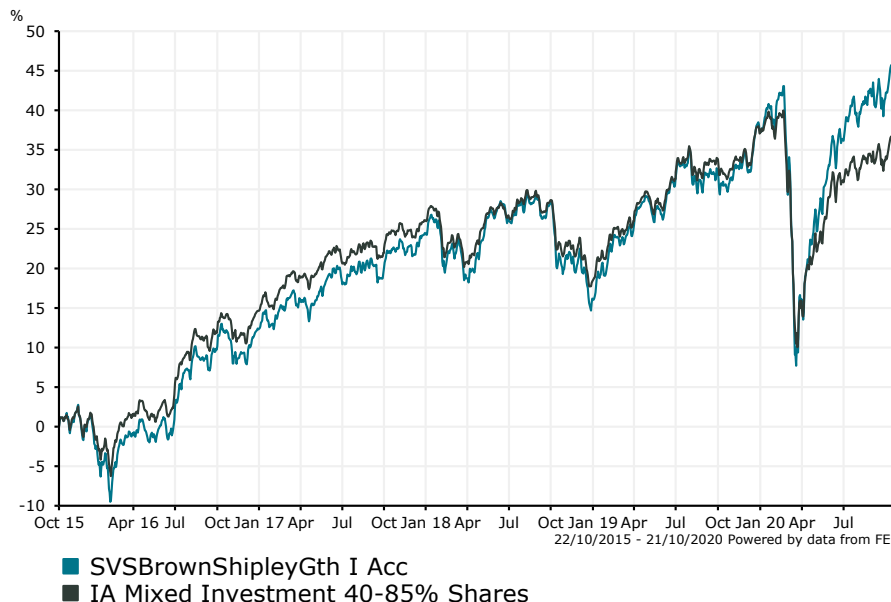
1.28 %

Fund Aim

A multi-asset portfolio seeking investment returns, via a focus on capital growth assets.

Sector: IA Mixed Investment 40-85% Shares

Performance



Discrete Performance - 12 months to 31/12/19

	2019	2018	2017	2016	2015
Fund	18.25	-6.67	10.87	10.68	4.77
Stock Sector Average	15.78	-6.11	9.98	12.87	2.66

Cumulative Performance to 30/09/20

	1 Yr	2 Yrs	3 Yrs	4 Yrs	5 Yrs
Fund	6.81	10.44	18.49	28.97	46.83
Stock Sector Average	-0.19	4.00	9.56	19.52	37.92

Performance Analysis - Annualised 3 years

	Growth Rate %	Volatility	Alpha	Beta	Sharpe
Fund	5.82	12.64	2.27	1.16	0.18
Stock Sector Average	3.09	10.81	0.00	1.00	0.00

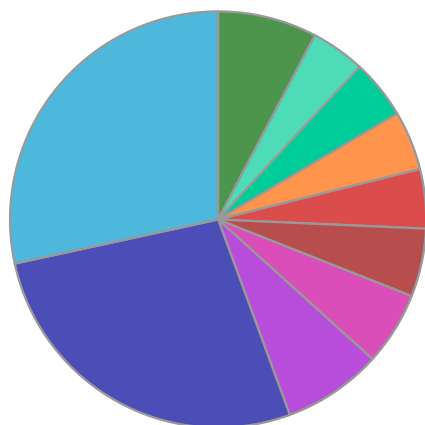
Morningstar Analyst Rating

N/A

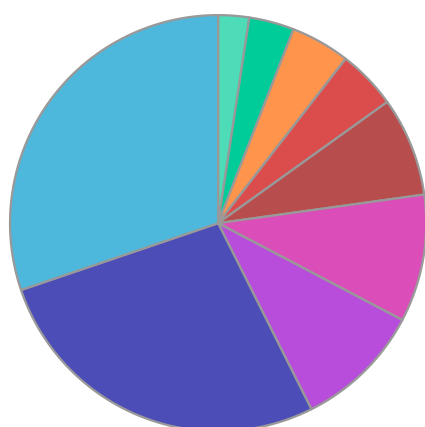
FE Crown Rating


SVSBrownShipleyGth I Acc

Fund Composition



	(%)
UK Equities	28.40
North American Equities	27.20
European Equities	7.70
Hedge	5.70
International Equities	5.30
Asia Pacific ex Japan Equities	4.60
Global Emerging Market Equities	4.60
Structured Products	4.60
Global Corporate Fixed Interest	4.20
Others	7.70



	(%)
UK	30.20
North America	27.20
International	9.90
Not Specified	9.90
Europe	7.70
Global Emerging Markets	4.60
Far East ex Japan	4.60
Japan	3.50
Money Market	2.40

Largest Holdings

Holdings	(%)
SPDR S&P 500 ETF USD	6.20
BAILLIE GIFFORD AME B(CAP	5.70
EDGEWOOD L SEL US GWT ID	5.60
BLACKROCK EURO DYN FD GBP	5.10
FIDELITY ASIA FOCU WA GBP	4.60

Holdings	(%)
POLAR CAP FD UK VAL OPP S	4.00
BAILLIE GIFF EM MKT B CAP	3.50
EPS US EQUITY FC GBP	3.50
POLAR GL TECHNOLOGY I GBP	3.40
JPMORGAN US EQ INC FD C	3.00

* Data supplied by fund managers regarding fixed interests funds may not specify yield type. As the provision of redemption yield is an FCA regulatory requirement Novia assumes these are used.

Important Information

Performance details and yields are as at 30/09/2020. Performance figures are inclusive of net reinvested income. Source: FE. This document is designed only for professional investors and experienced advisers. The value of investments and the income gained may fluctuate. Investors may not get back the full amount invested. Past performance is not a guide to the future.