

SVSBrownShipleyDyn I Acc

Fund Information

Sector

IA Flexible Investment

Manager's Name

Brown Shipley Fund Management Team

Date Manager Appointed

Jul 2017

Launch Date

Dec 2009

Fund Size(£m)

£33.00

Yield* (See page2)

1.36 %

XD Dates

Sep 01, Mar 02

Last Distribution

01/09/20 (XD Date)

30/10/20 (Pay Date)

1.47(Distribution)

OCF

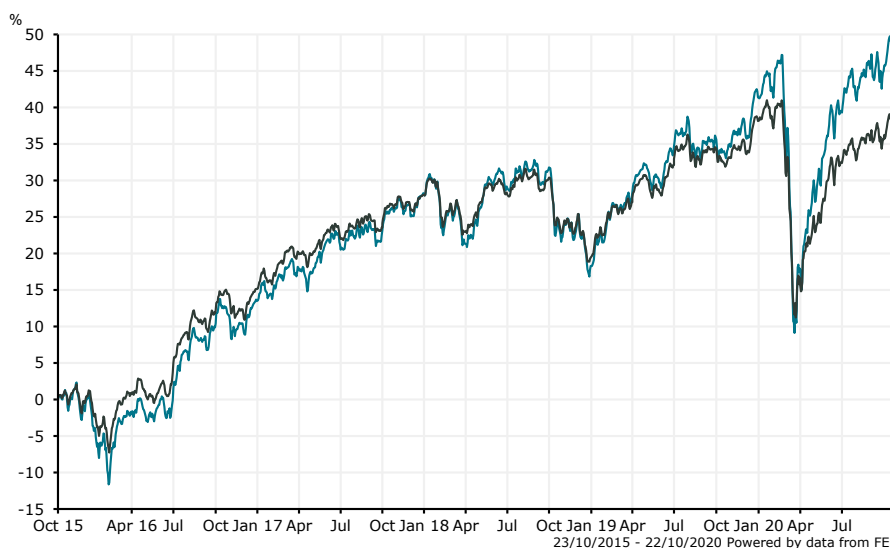
1.34 %

Fund Aim

A dynamic multi asset portfolio seeking investment returns, via a focus on higher risk, growth based assets.

Sector: IA Flexible Investment

Performance



■ SVSBrownShipleyDyn I Acc

■ IA Flexible Investment

Morningstar Analyst Rating
N/A

FE Crown Rating
★★★★★

Discrete Performance - 12 months to 31/12/19

	2019	2018	2017	2016	2015
Fund	19.53	-7.78	13.03	12.82	3.64
Stock Sector Average	15.66	-6.72	11.21	13.82	1.99

Cumulative Performance to 30/09/20

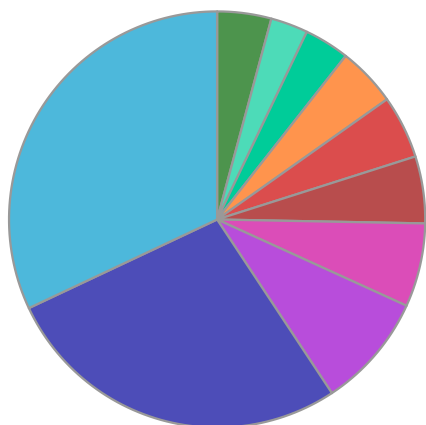
	1 Yr	2 Yrs	3 Yrs	4 Yrs	5 Yrs
Fund	6.67	10.31	18.34	31.95	52.10
Stock Sector Average	0.88	4.15	9.75	21.30	41.26

Performance Analysis - Annualised 3 years

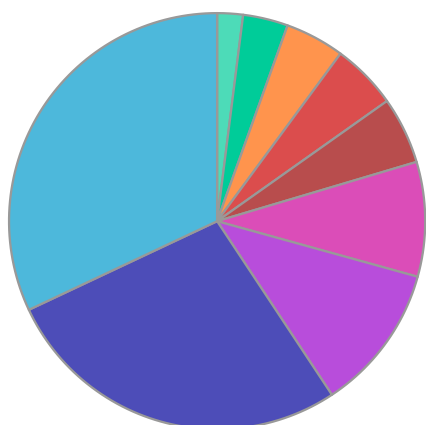
	Growth Rate %	Volatility	Alpha	Beta	Sharpe
Fund	5.77	13.47	2.04	1.21	0.17
Stock Sector Average	3.15	11.00	0.00	1.00	0.00

SVSBrownShipleyDyn I Acc

Fund Composition



	(%)
UK Equities	32.00
North American Equities	27.30
European Equities	8.90
International Equities	6.50
Global Emerging Market Equities	5.20
Structured Products	4.90
Asia Pacific ex Japan Equities	4.60
Japanese Equities	3.50
Global Corporate Fixed Interest	2.90
Others	4.20



	(%)
UK	32.00
North America	27.30
International	11.40
Europe	8.90
Global Emerging Markets	5.20
Not Specified	5.10
Far East ex Japan	4.60
Japan	3.50
Money Market	2.00

Largest Holdings

Holdings	(%)
BLACKROCK EURO DYN FD GBP	5.70
BAILLIE GIFFORD AME B(DIS)	5.70
EDGEWOOD L SEL US GWT ID	5.60
SPDR S&P 500 ETF USD	5.00
JPMORGAN US EQ C HDG GBP	5.00

Holdings	(%)
POLAR CAP FD UK VAL OPP S	4.80
EPS US EQUITY FC GBP	4.60
FIDELITY ASIA FOCU WA GBP	4.60
POLAR GL TECHNOLOGY I GBP	4.50
BAILLIE GIFF EM MKT B CAP	3.50

* Data supplied by fund managers regarding fixed interests funds may not specify yield type. As the provision of redemption yield is an FCA regulatory requirement Novia assumes these are used.

Important Information

Performance details and yields are as at 30/09/2020. Performance figures are inclusive of net reinvested income. Source: FE. This document is designed only for professional investors and experienced advisers. The value of investments and the income gained may fluctuate. Investors may not get back the full amount invested. Past performance is not a guide to the future.