

TwentyFour MonumtBd I GrInc£

Fund Information

Sector
IA Specialist

Manager's Name
Rob Ford
Ben Hayward
The Asset Backed Securities Team
Aza Teeuwen
Douglas Charleston

Date Manager Appointed
Aug 2009

Launch Date
Aug 2009

Fund Size(£m)
£1165.95

Yield* (See page2)
1.68 %

XD Dates
Apr 01, Oct 01

Last Distribution
01/04/20 (XD Date)
29/05/20 (Pay Date)
0.90(Distribution)

OCF
0.63 %

Morningstar Analyst Rating

N/A

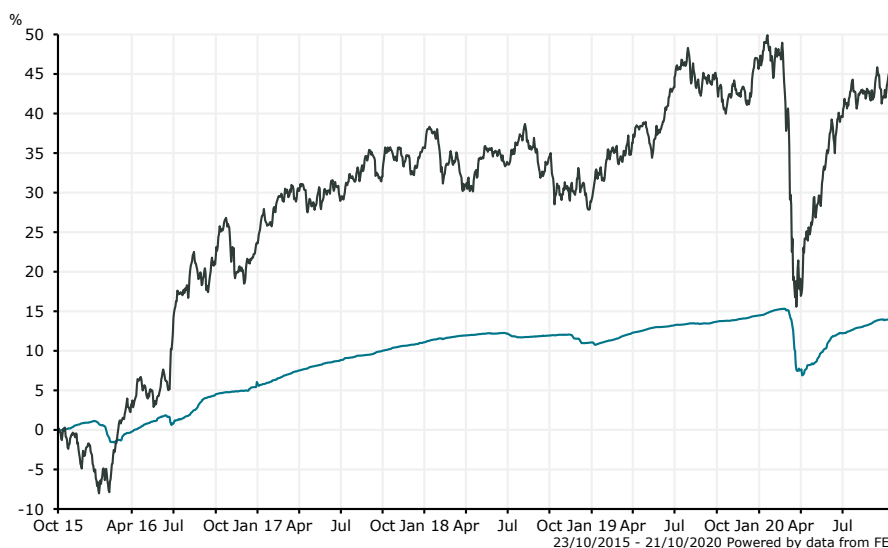
FE Crown Rating

Fund Aim

The Fund aims to provide an attractive level of income relative to prevailing interest rates, whilst maintaining a strong focus on capital preservation

Sector: IA Specialist

Performance



■ TwentyFour MonumtBd I GrInc£
■ IA Specialist

Discrete Performance - 12 months to 31/12/19

	2019	2018	2017	2016	2015
Fund	3.07	-0.01	4.72	5.04	-1.89
Stock Sector Average	13.04	-5.05	9.73	26.17	-5.66

Cumulative Performance to 30/09/20

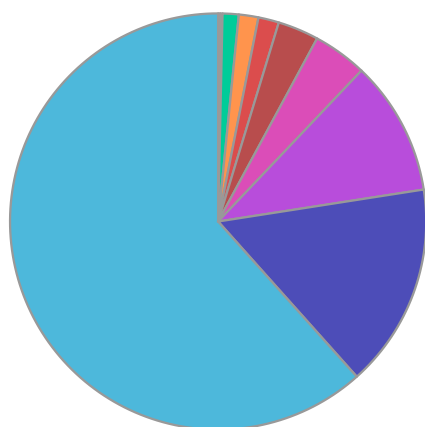
	1 Yr	2 Yrs	3 Yrs	4 Yrs	5 Yrs
Fund	0.17	1.73	3.53	9.04	13.38
Stock Sector Average	-1.74	5.71	7.58	17.45	48.67

Performance Analysis - Annualised 3 years

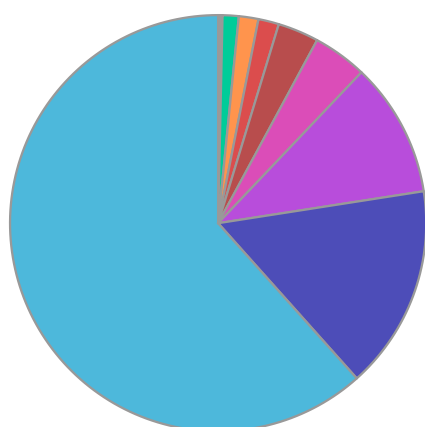
	Growth Rate %	Volatility	Alpha	Beta	Sharpe
Fund	1.16	4.27	0.39	0.27	0.00
Stock Sector Average	2.46	11.94	0.00	1.00	0.00

TwentyFour MonumtBd I GrInc£

Fund Composition



	(%)
UK Fixed Interest	61.60
Global Fixed Interest	15.85
Dutch Fixed Interest	10.45
French Fixed Interest	4.20
German Fixed Interest	3.18
Money Market	1.60
Spanish Fixed Interest	1.52
Italian Fixed Interest	1.25
Finnish Fixed Interest	0.18
Irish Fixed Interest	0.16



	(%)
UK	61.60
International	15.85
Netherlands	10.45
France	4.20
Germany	3.18
Money Market	1.60
Spain	1.52
Italy	1.25
Finland	0.18
Ireland	0.16

Largest Holdings

Holdings	(%)
SILVERSTONE	4.76
TPMF 2019-GR4	4.10
HLFCT 2020-1	3.32
RIPON 1	2.33
HRBN 2017-1	2.22

Holdings	(%)
DRHM 2018-BX	1.97
RMS 29	1.96
FSQ 2018-1	1.93
TAURS 2020-NL1	1.79
DRHM 2018-AX	1.77

* Data supplied by fund managers regarding fixed interests funds may not specify yield type. As the provision of redemption yield is an FCA regulatory requirement Novia assumes these are used.

Important Information

Performance details and yields are as at 30/09/2020. Performance figures are inclusive of net reinvested income. Source: FE. This document is designed only for professional investors and experienced advisers. The value of investments and the income gained may fluctuate. Investors may not get back the full amount invested. Past performance is not a guide to the future.