

FP Russell Investments UKGtAs C A

**Fund Information**

**Sector**  
IA UK All Companies

**Manager's Name**  
Patrick Egan

**Date Manager Appointed**  
Apr 2019

**Launch Date**  
Jan 2010

**Fund Size(£m)**  
£48.05

**Yield\*** (See page2)  
3.17 %

**XD Dates**  
Dec 02, Jan 03

**Last Distribution**  
02/12/19 (XD Date)  
31/01/20 (Pay Date)  
5.40(Distribution)

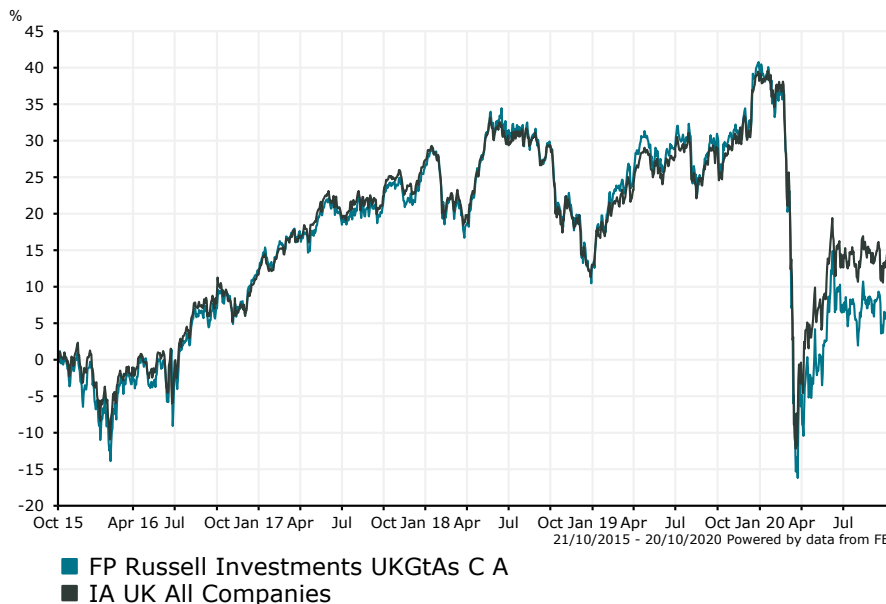
**OCF**  
1.08 %

**Fund Aim**

The Fund aims to achieve long-term capital appreciation.

**Sector:** IA UK All Companies

**Performance**



**Morningstar Analyst Rating**  
N/A

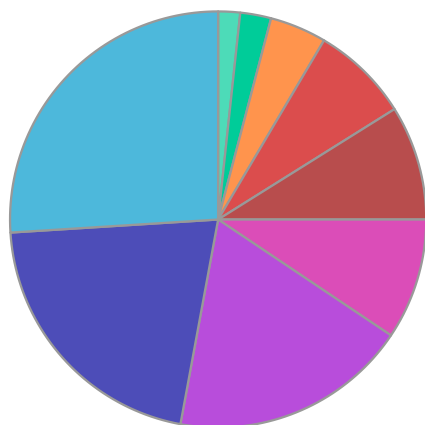
**FE Crown Rating**  
★★★★★

Discrete Performance - 12 months to 31/12/19					
	2019	2018	2017	2016	2015
Fund	23.99	-10.61	12.42	13.23	0.36
Stock Sector Average	22.24	-11.19	13.99	10.82	4.86

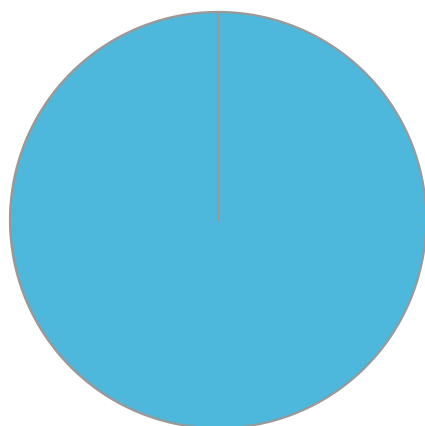
Cumulative Performance to 30/09/20					
	1 Yr	2 Yrs	3 Yrs	4 Yrs	5 Yrs
Fund	-19.35	-18.70	-12.86	-1.53	12.28
Stock Sector Average	-12.76	-12.78	-7.95	4.61	16.90

Performance Analysis - Annualised 3 years					
	Growth Rate %	Volatility	Alpha	Beta	Sharpe
Fund	-4.48	20.36	-0.84	1.19	-0.02
Stock Sector Average	-2.72	16.89	0.00	1.00	-0.01

## Fund Composition



	(%)
Industrials	26.00
Consumer Services	21.10
Financials	18.50
Consumer Goods	9.40
Basic Materials	8.90
Health Care	7.60
Oil & Gas	4.40
Utilities	2.40
Technology	1.70



	(%)
UK Equities	100.00

## Largest Holdings

Holdings	(%)
GLAXOSMITHKLINE	3.00
RIGHTMOVE PLC	2.90
RIO TINTO	2.70
ANGLO AMERICAN	2.40
3I GROUP PLC	2.00

Holdings	(%)
BP	1.80
BHP GROUP PLC	1.60
OCADO GROUP PLC	1.60
TRAVIS PERKINS	1.50
KINGFISHER	1.50

\* Data supplied by fund managers regarding fixed interests funds may not specify yield type. As the provision of redemption yield is an FCA regulatory requirement Novia assumes these are used.

## Important Information

Performance details and yields are as at 30/09/2020. Performance figures are inclusive of net reinvested income. Source: FE. This document is designed only for professional investors and experienced advisers. The value of investments and the income gained may fluctuate. Investors may not get back the full amount invested. Past performance is not a guide to the future.