

FP Russell Investments IntGtAs C I
Fund Information
Sector
IA Global

Manager's Name
William Pearce

Date Manager Appointed
Jun 2018

Launch Date
Jan 2010

Fund Size (£m)
£158.02

Yield* (See page2)
0.76 %

XD Dates
Dec 02, Jan 03

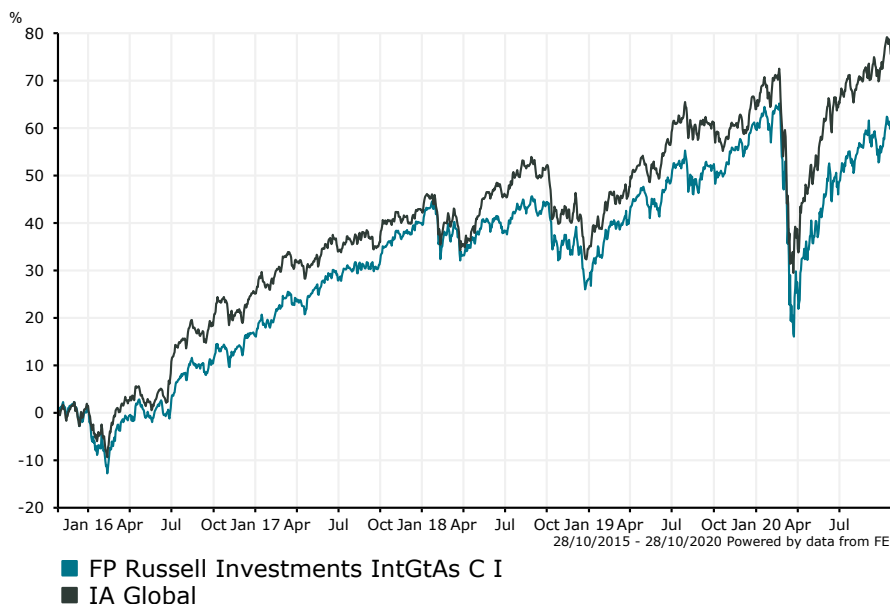
Last Distribution
02/12/19 (XD Date)
31/01/20 (Pay Date)
1.96(Distribution)

OCF
1.26 %

Fund Aim

The Fund aims to achieve long-term capital appreciation.

Sector: IA Global

Performance


Morningstar Analyst Rating
N/A

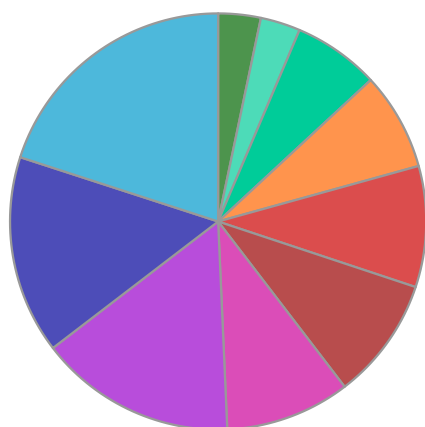
FE Crown Rating
👑👑👑👑👑

Discrete Performance - 12 months to 31/12/19					
	2019	2018	2017	2016	2015
Fund	24.74	-8.46	20.39	15.81	2.63
Stock Sector Average	21.92	-5.72	14.02	23.33	2.77

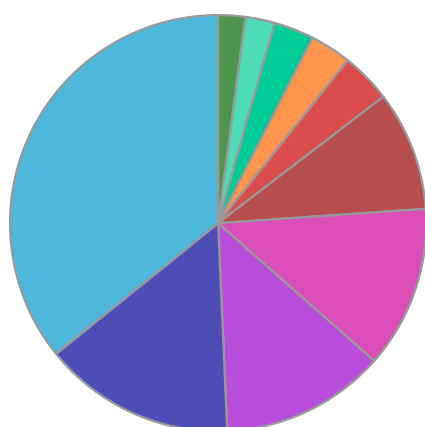
Cumulative Performance to 30/09/20					
	1 Yr	2 Yrs	3 Yrs	4 Yrs	5 Yrs
Fund	2.06	7.28	18.01	40.28	69.36
Stock Sector Average	7.19	13.60	26.81	45.73	83.83

Performance Analysis - Annualised 3 years					
	Growth Rate %	Volatility	Alpha	Beta	Sharpe
Fund	5.67	15.25	-2.62	1.05	0.14
Stock Sector Average	8.24	13.76	0.00	1.00	0.34

Fund Composition



	(%)
Information Technology	20.80
Consumer Discretionary	15.40
Financials	15.30
Health Care	9.70
Communications	9.50
Industrials	9.40
Materials	7.60
Consumer Staples	6.70
Energy	3.10
Others	3.30



	(%)
US Equities	35.80
Japanese Equities	14.90
International Equities	12.80
UK Equities	12.60
Chinese Equities	9.30
Taiwanese Equities	3.90
South Korean Equities	3.20
Swiss Equities	3.10
Indian Equities	2.30
Canadian Equities	2.10

Largest Holdings

Holdings	(%)
TAIWAN SEMICONDUCTOR MANUFACTURING	3.00
MICROSOFT CORP	2.00
SAMSUNG ELECTRONICS CO	1.70
ALIBABA GROUP HLDG LTD	1.60
APPLE INC	1.50

Holdings	(%)
AMAZON.COM INC	1.20
MASTERCARD INC	1.20
FACEBOOK INC	1.20
TENCENT HLDGS LIMITED	1.10
ALPHABET INC. CLASS C	1.10

* Data supplied by fund managers regarding fixed interests funds may not specify yield type. As the provision of redemption yield is an FCA regulatory requirement Novia assumes these are used.

Important Information

Performance details and yields are as at 30/09/2020. Performance figures are inclusive of net reinvested income. Source: FE. This document is designed only for professional investors and experienced advisers. The value of investments and the income gained may fluctuate. Investors may not get back the full amount invested. Past performance is not a guide to the future.