

Aviva Inv MM 40-85% shares 2 Inc

Fund Information

Sector

IA Mixed Investment 40-85% Shares

Manager's Name

 Paul Parascandalo
 Guillaume Pailat
 Sunil Krishnan

Date Manager Appointed

Nov 2015

Launch Date

Oct 2012

Fund Size(£m)

£161.83

Yield* (See page2)

1.40 %

XD Dates

Sep 01, Mar 02

Last Distribution

 01/09/20 (XD Date)
 30/10/20 (Pay Date)
 0.72(Distribution)

OCF

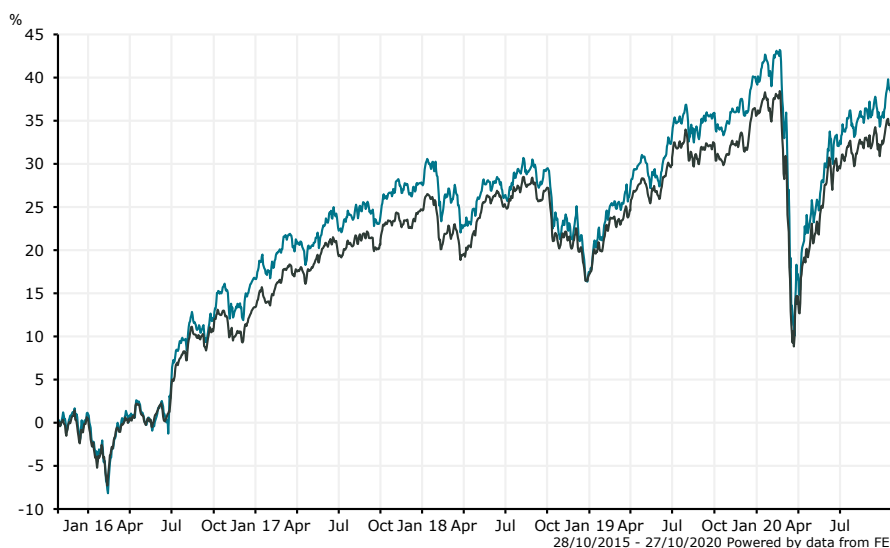
1.50 %

Fund Aim

To grow your investment over the long term (5 years or more) through a combination of income and capital returns.

Sector: IA Mixed Investment 40-85% Shares

Performance



■ Aviva Inv MM 40-85% shares 2 Inc
 ■ IA Mixed Investment 40-85% Shares

Discrete Performance - 12 months to 31/12/19

	2019	2018	2017	2016	2015
Fund	18.78	-8.11	9.56	15.36	3.25
Stock Sector Average	15.78	-6.11	9.98	12.87	2.66

Cumulative Performance to 30/09/20

	1 Yr	2 Yrs	3 Yrs	4 Yrs	5 Yrs
Fund	-0.12	4.74	9.87	20.84	43.87
Stock Sector Average	-0.19	4.00	9.56	19.52	37.92

Performance Analysis - Annualised 3 years

	Growth Rate %	Volatility	Alpha	Beta	Sharpe
Fund	3.19	11.89	-0.09	1.09	0.00
Stock Sector Average	3.09	10.81	0.00	1.00	0.00

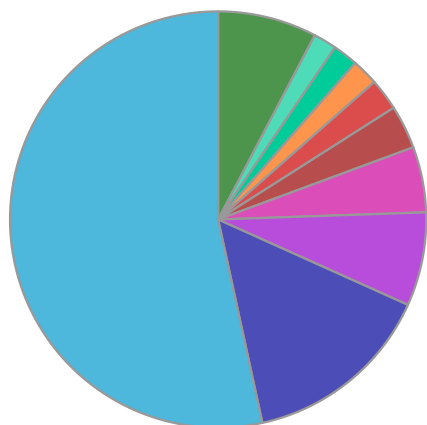
Morningstar Analyst Rating

N/A

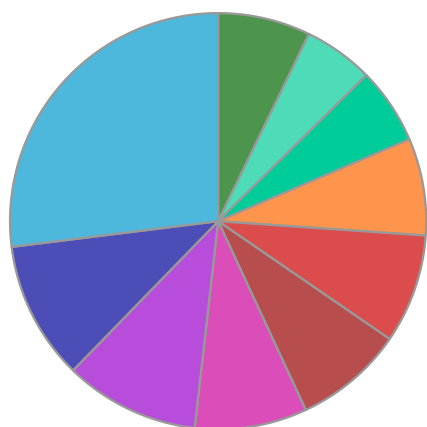
FE Crown Rating


Aviva Inv **MM 40-85% shares 2 Inc**

Fund Composition



	(%)
Others	53.41
Corporate Bonds	14.86
Mutual Funds	7.28
Financials	5.09
Information Technology	3.38
Government Bonds	2.47
Health Care	2.06
Government Agency Bonds	1.95
Others	1.81
Others	7.69



	(%)
North American Equities	26.97
European Equities	10.75
Global Corporate Fixed Interest	10.48
Global Emerging Market Equities	8.72
Hedge	8.50
UK Equities	8.48
Global Emerging Market Fixed Interest	7.54
Global High Yield Fixed Interest	5.93
Global Government Fixed Interest	5.44
Others	7.19

Largest Holdings

Holdings	(%)
WELLINGTON US RESEARCH EQ S \$ ACC	19.35
JPM GLOBAL CORP BD C (DIST) GBP H	10.51
ISHARES CORE S&P 500 ETF USD ACC	10.17
JOHCM UK DYNAMIC Y ACC	8.52
T. ROWE PRICE EM EQ I USD	6.92

Holdings	(%)
BLACKROCK EUROPEAN DYNAMIC FD ACC	6.88
FEDERATED HERMES GLB HY CRDT M2 GBP DISH	5.93
BGF EMERGING MARKETS BOND A2 GBP HEDGED	5.80
Baillie Gifford Japanese B Acc	4.70
AVIVA INVESTORS MLT-STRAT TRGT RET 3£ACC	4.49

* Data supplied by fund managers regarding fixed interests funds may not specify yield type. As the provision of redemption yield is an FCA regulatory requirement Novia assumes these are used.

Important Information

Performance details and yields are as at 30/09/2020. Performance figures are inclusive of net reinvested income. Source: FE. This document is designed only for professional investors and experienced advisers. The value of investments and the income gained may fluctuate. Investors may not get back the full amount invested. Past performance is not a guide to the future.