

GAM Global Diversified I Acc

Fund Information

Sector

IA Global

Manager's Name

 Ali Miremadi
 Kevin Kruczynski

Date Manager Appointed

Jan 2018

Launch Date

Feb 2012

Fund Size (£m)

£95.58

Yield* (See page2)

0.55 %

XD Dates

Jan 02

Last Distribution

02/01/20 (XD Date)

28/02/20 (Pay Date)

0.24(Distribution)

OCF

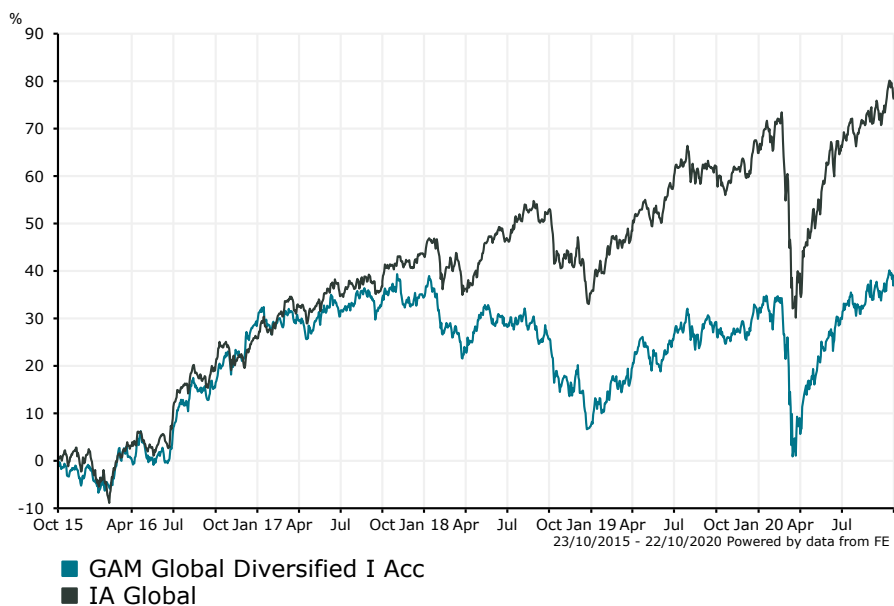
1.07 %

Fund Aim

The investment objective of the Fund is to provide capital appreciation. The Fund seeks to achieve this objective through investing in at least two thirds of its assets in shares and other equity securities and equity rights issued anywhere in the world.

Sector: IA Global

Performance


Morningstar Analyst Rating

N/A

FE Crown Rating

Discrete Performance - 12 months to 31/12/19

	2019	2018	2017	2016	2015
Fund	21.07	-20.15	4.66	29.89	2.48
Stock Sector Average	21.92	-5.72	14.02	23.33	2.77

Cumulative Performance to 30/09/20

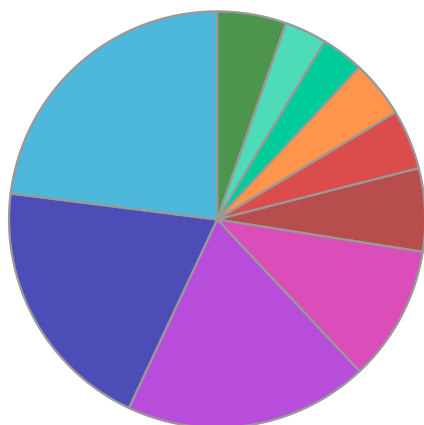
	1 Yr	2 Yrs	3 Yrs	4 Yrs	5 Yrs
Fund	5.31	8.25	2.17	17.95	43.92
Stock Sector Average	7.19	13.60	26.81	45.73	83.83

Performance Analysis - Annualised 3 years

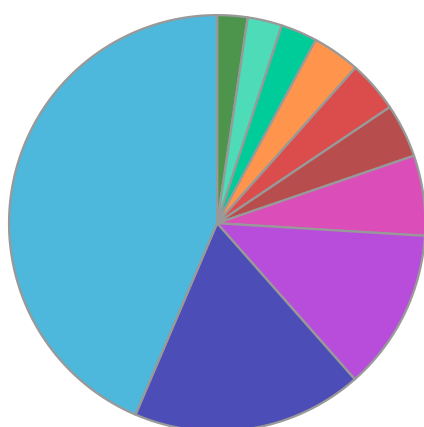
	Growth Rate %	Volatility	Alpha	Beta	Sharpe
Fund	0.72	14.53	-6.85	1.00	0.00
Stock Sector Average	8.24	13.76	0.00	1.00	0.34

GAM Global Diversified I Acc

Fund Composition



	(%)
Consumer Discretionary	23.00
Consumer Staples	20.02
Information Technology	18.96
Health Care	10.52
Communications	6.45
Industrials	4.63
Energy	4.45
Financials	3.30
Money Market	3.28
Others	5.37



	(%)
US Equities	43.58
UK Equities	17.92
Chinese Equities	12.53
Indian Equities	6.22
German Equities	4.16
Irish Equities	4.01
Japanese Equities	3.71
Money Market	2.83
Swiss Equities	2.68
Australian Equities	2.35

Largest Holdings

Holdings	(%)
ALIBABA GROUP HLDG LTD	8.39
MICROSOFT CORP	7.91
RECKITT BENCKISER GROUP PLC	5.32
UNILEVER	5.17
FISERV INC	4.54

Holdings	(%)
ALPHABET INC	4.26
RELIANCE INDUSTRIES	4.08
BUNZL	4.01
CVS HEALTH CORP	3.88
MONDELEZ INTL INC	3.71

* Data supplied by fund managers regarding fixed interests funds may not specify yield type. As the provision of redemption yield is an FCA regulatory requirement Novia assumes these are used.

Important Information

Performance details and yields are as at 30/09/2020. Performance figures are inclusive of net reinvested income. Source: FE. This document is designed only for professional investors and experienced advisers. The value of investments and the income gained may fluctuate. Investors may not get back the full amount invested. Past performance is not a guide to the future.