

FP Frontier MAP Balanced C Acc

Fund Information

Sector

IA Unclassified

Manager's Name

 Steve Brann
 Ian Willings

Date Manager Appointed

Sep 2017

Launch Date

Jan 2010

Fund Size(£m)

£19.80

Yield* (See page2)

2.36 %

XD Dates

Jun 01

Last Distribution

01/06/20 (XD Date)

31/07/20 (Pay Date)

3.13(Distribution)

OCF

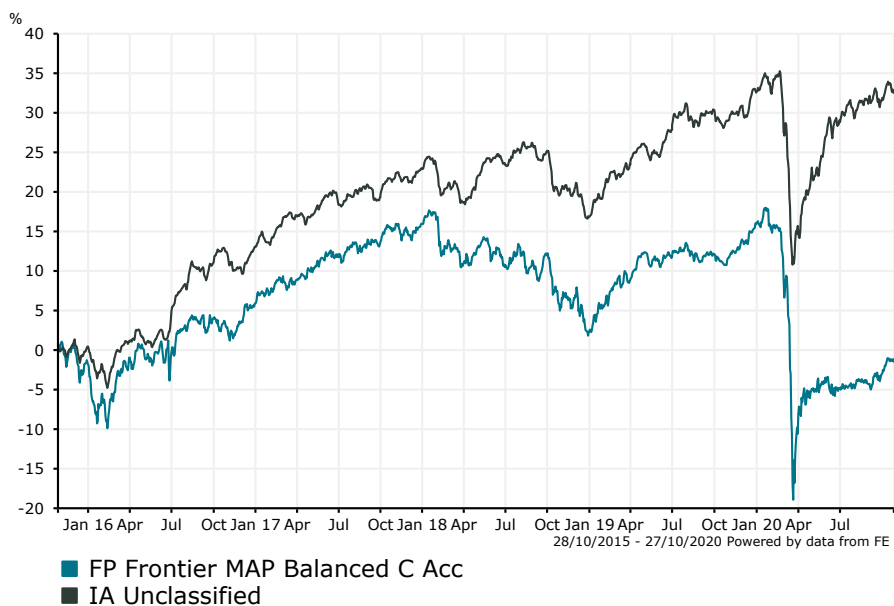
1.29 %

Fund Aim

The aim of the fund is to provide shareholders with medium to long term investment growth through investing across multiple asset classes targeted towards investors prepared to assume some market risk.

Sector: IA Unclassified

Performance


Morningstar Analyst Rating

N/A

FE Crown Rating

Discrete Performance - 12 months to 31/12/19

	2019	2018	2017	2016	2015
Fund	13.38	-11.81	9.55	7.60	-3.68
Stock Sector Average	13.50	-5.04	8.78	12.56	1.72

Cumulative Performance to 30/09/20

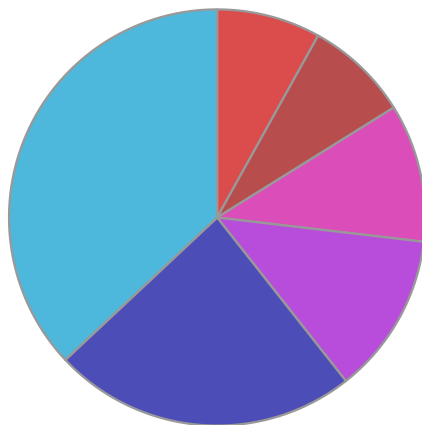
	1 Yr	2 Yrs	3 Yrs	4 Yrs	5 Yrs
Fund	-13.60	-13.60	-14.45	-6.81	2.26
Stock Sector Average	0.87	5.10	10.19	18.53	35.73

Performance Analysis - Annualised 3 years

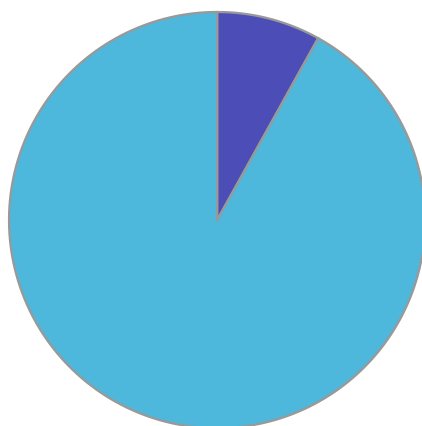
	Growth Rate %	Volatility	Alpha	Beta	Sharpe
Fund	-5.07	13.51	-8.80	1.36	-0.01
Stock Sector Average	3.29	9.09	0.00	1.00	0.00

FP Frontier MAP Balanced C Acc

Fund Composition



	(%)
International Equities	36.99
Alternative Assets	23.63
Property	12.52
Global Fixed Interest	10.72
Money Market	8.07
Commodity & Energy	8.07



	(%)
International	91.93
Money Market	8.07

* Data supplied by fund managers regarding fixed interests funds may not specify yield type. As the provision of redemption yield is an FCA regulatory requirement Novia assumes these are used.

Important Information

Performance details and yields are as at 30/09/2020. Performance figures are inclusive of net reinvested income. Source: FE. This document is designed only for professional investors and experienced advisers. The value of investments and the income gained may fluctuate. Investors may not get back the full amount invested. Past performance is not a guide to the future.