

DMS Stirling House Growth R

Fund Information

Sector

IA Mixed Investment 40-85% Shares

Manager's Name

David Palmer

Date Manager Appointed

Sep 2014

Launch Date

Jul 2013

Fund Size (£m)

£61.37

Yield* (See page2)

0.00 %

XD Dates

Jul 01, Jan 02

Last Distribution

01/07/20 (XD Date)

30/10/20 (Pay Date)

0.00(Distribution)

OCF

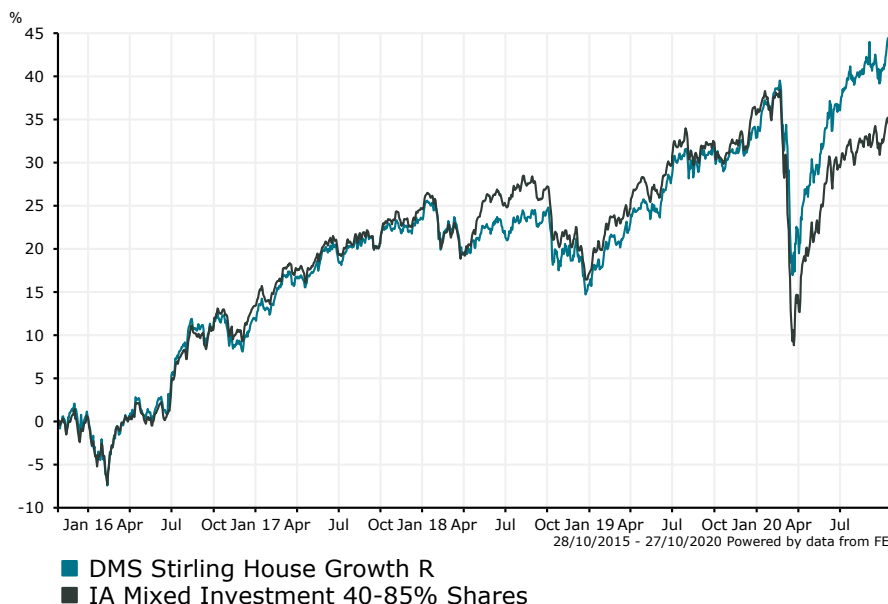
1.37 %

Fund Aim

To provide capital growth with some income over the medium to long term

Sector: IA Mixed Investment 40-85% Shares

Performance



Morningstar Analyst Rating
N/A

FE Crown Rating
★★★★★

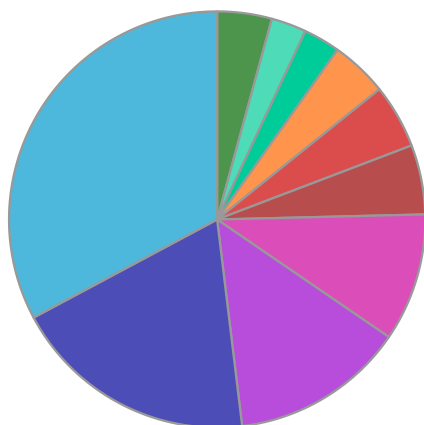
Discrete Performance - 12 months to 31/12/19					
	2019	2018	2017	2016	2015
Fund	14.74	-6.31	10.38	11.17	2.52
Stock Sector Average	15.78	-6.11	9.98	12.87	2.66

Cumulative Performance to 30/09/20					
	1 Yr	2 Yrs	3 Yrs	4 Yrs	5 Yrs
Fund	6.94	12.97	16.57	27.11	47.35
Stock Sector Average	-0.19	4.00	9.56	19.52	37.92

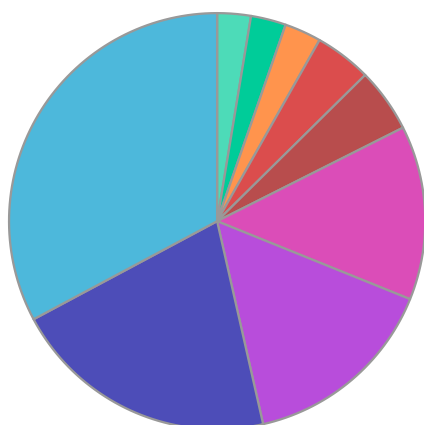
Performance Analysis - Annualised 3 years					
	Growth Rate %	Volatility	Alpha	Beta	Sharpe
Fund	5.24	8.56	2.79	0.75	0.20
Stock Sector Average	3.09	10.81	0.00	1.00	0.00

DMS Stirling House Growth R

Fund Composition



	(%)
North American Equities	32.81
Global Government Fixed Interest	19.11
Europe ex UK Equities	13.53
Global Corporate Fixed Interest	9.94
Alternative Assets	5.40
Money Market	4.98
Global Emerging Market Equities	4.41
Asia Pacific ex Japan Equities	2.85
UK Equities	2.73
Others	4.24



	(%)
North America	32.81
International	20.74
Not Specified	15.34
Europe ex UK	13.53
Money Market	4.98
Global Emerging Markets	4.41
Pacific ex-Japan	2.85
UK	2.73
Japan	2.61

Largest Holdings

Holdings	(%)
HM TREASURY UNITED KINGDOM DMO 4.25% GILT 07/03/36 GBP0.01	-
ASML HOLDING NV	-
MICROSOFT CORP	-
HM TREASURY UNITED KINGDOM DMO 3.75% GILT 22/07/52 GBP0.01	-
HM TREASURY UNITED KINGDOM DMO 3.25% GILT 22/01/44 GBP0.01	-

Holdings	(%)
AMAZON.COM INC	-
HM TREASURY UNITED KINGDOM DMO 2.75% GILT 07/09/24 GBP0.01	-
SARASIN RESPONSIBLE CORPORATE BOND I INC	-
UK TSY GILT 4.25% 07/06/32 GBP	-
INVESCO PHYSICAL GOLD ETC	-

* Data supplied by fund managers regarding fixed interests funds may not specify yield type. As the provision of redemption yield is an FCA regulatory requirement Novia assumes these are used.

Important Information

Performance details and yields are as at 30/09/2020. Performance figures are inclusive of net reinvested income. Source: FE. This document is designed only for professional investors and experienced advisers. The value of investments and the income gained may fluctuate. Investors may not get back the full amount invested. Past performance is not a guide to the future.