

## Architas MM DvfdPrtr70 Net Acc

### Fund Information

**Sector**

IA Unclassified

**Manager's Name**

 Nathan Sweeney  
 Jen Causton

**Date Manager Appointed**

Jan 2013

**Launch Date**

Feb 2010

**Fund Size(£m)**

£7.35

**Yield\*** (See page2)

0.00 %

**XD Dates**

Jan 02

**Last Distribution**

02/01/20 (XD Date)

28/02/20 (Pay Date)

0.00(Distribution)

**OCF**

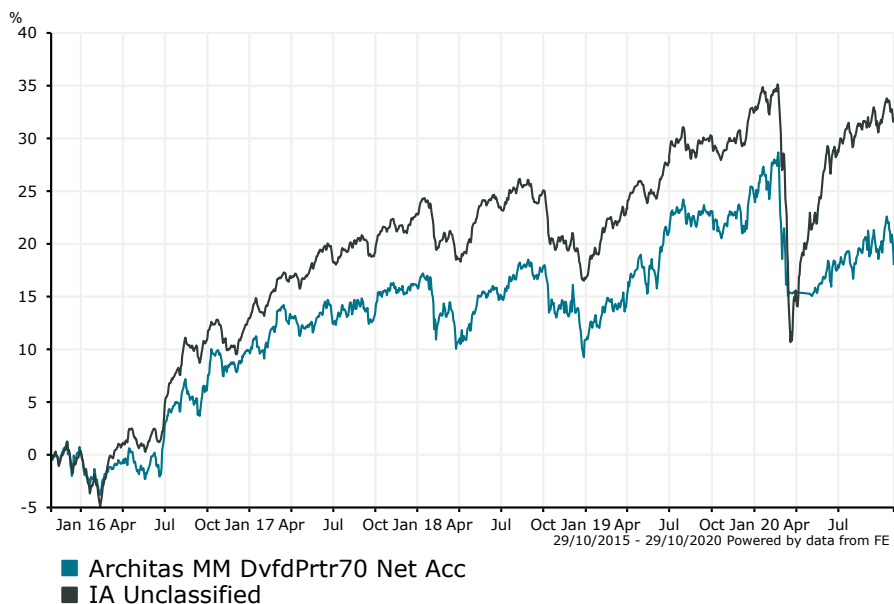
1.67 %

### Fund Aim

The aim of the Fund is to increase the value of your investment by investing in a diverse range of assets. The Fund aims to maintain a value at least equal to 70 per cent of the highest price reached for each share (exclusive of charges, dilution levy and taxes) since inception of the Fund (the protection floor).

**Sector:** IA Unclassified

### Performance


**Morningstar Analyst Rating**

N/A

**FE Crown Rating**

#### Discrete Performance - 12 months to 31/12/19

|                      | 2019  | 2018  | 2017 | 2016  | 2015  |
|----------------------|-------|-------|------|-------|-------|
| Fund                 | 12.45 | -4.45 | 5.61 | 9.45  | -1.36 |
| Stock Sector Average | 13.50 | -5.04 | 8.78 | 12.56 | 1.72  |

#### Cumulative Performance to 30/09/20

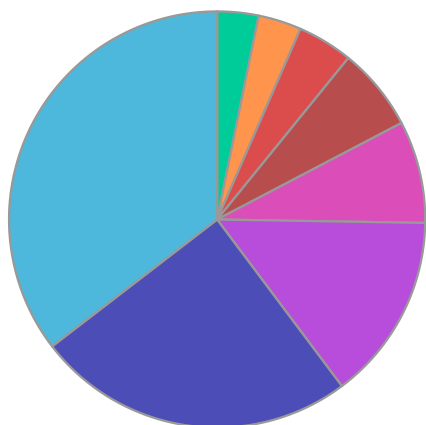
|                      | 1 Yr  | 2 Yrs | 3 Yrs | 4 Yrs | 5 Yrs |
|----------------------|-------|-------|-------|-------|-------|
| Fund                 | -2.71 | 1.87  | 5.83  | 12.92 | 22.19 |
| Stock Sector Average | 0.87  | 5.10  | 10.19 | 18.53 | 35.73 |

#### Performance Analysis - Annualised 3 years

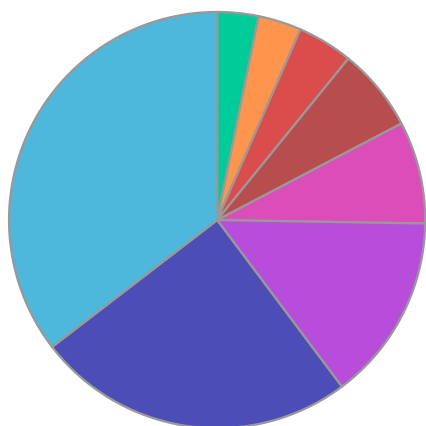
|                      | Growth Rate % | Volatility | Alpha | Beta | Sharpe |
|----------------------|---------------|------------|-------|------|--------|
| Fund                 | 1.91          | 6.77       | -0.11 | 0.61 | 0.00   |
| Stock Sector Average | 3.29          | 9.09       | 0.00  | 1.00 | 0.00   |

Architas **MM DvfdPrtr70 Net Acc**

**Fund Composition**



|                                 | (%)   |
|---------------------------------|-------|
| North American Equities         | 35.43 |
| Money Market                    | 24.80 |
| International Equities          | 14.51 |
| Europe ex UK Equities           | 7.94  |
| Asia Pacific ex Japan Equities  | 6.46  |
| Japanese Equities               | 4.30  |
| UK Equities                     | 3.36  |
| Global Emerging Market Equities | 3.20  |



|                         | (%)   |
|-------------------------|-------|
| North America           | 35.43 |
| Money Market            | 24.80 |
| International           | 14.51 |
| Europe ex UK            | 7.94  |
| Asia Pacific ex Japan   | 6.46  |
| Japan                   | 4.30  |
| UK                      | 3.36  |
| Global Emerging Markets | 3.20  |

**Largest Holdings**

| Holdings   | (%)   |
|--|-------|
| VANGUARD US EQUITY INDEX ACC GBP                         | 12.94 |
| VANGUARD FTSE DEVELOPED WORLD EX-UK EQUITY INDEX ACC GBP | 12.89 |
| JPM US SELECT I ACC                                      | 12.88 |
| ABERDEEN STANDARD LIQUIDITY (LUX) - STERLING X-2 ACC     | 11.64 |
| BLACKROCK ICS STERLING LIQUIDITY HERITAGE ACC            | 10.10 |

| Holdings  | (%)  |
|---|------|
| BLACKROCK CONTINENTAL EUROPEAN INCOME A ACC                 | 6.42 |
| GS STERLING LIQUID RESERVES INSTITUTIONAL ACC               | 5.79 |
| VANGUARD PACIFIC EX-JAPAN STOCK INDEX INSTITUTIONAL ACC GBP | 5.72 |
| VANGUARD FUNDS PLC S&P 500 UCITS ETF CHF ACC                | 3.94 |
| VANGUARD JAPAN STOCK INDEX INSTITUTIONAL ACC GBP            | 3.83 |

\* Data supplied by fund managers regarding fixed interests funds may not specify yield type. As the provision of redemption yield is an FCA regulatory requirement Novia assumes these are used.

**Important Information**

Performance details and yields are as at 30/09/2020. Performance figures are inclusive of net reinvested income. Source: FE. This document is designed only for professional investors and experienced advisers. The value of investments and the income gained may fluctuate. Investors may not get back the full amount invested. Past performance is not a guide to the future.