

iShares EdMSCIEMMinVolUETF £

Fund Information

Sector
Not Yet Assigned

Manager's Name
BlackRock Asset Management Ireland Ltd

Date Manager Appointed
Dec 2012

Launch Date
Nov 2012

Fund Size(£m)
£475.85

Yield* (See page2)
0.00 %

XD Dates
N/A

Last Distribution
N/A (XD Date)
N/A (Pay Date)
N/A(Distribution)

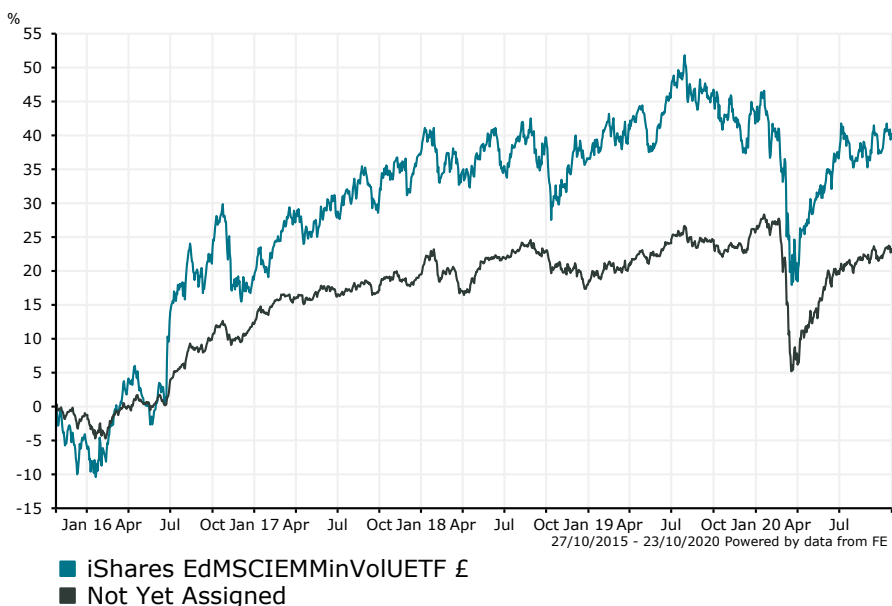
OCF
0.40 %

Fund Aim

The Fund seeks to track the performance of an index composed of selected companies from emerging markets countries that, in the aggregate, have lower volatility characteristics relative to the broader emerging equity markets.

Sector: Not Yet Assigned

Performance



Morningstar Analyst Rating
Silver

FE Crown Rating

Discrete Performance - 12 months to 31/12/19

	2019	2018	2017	2016	2015
Fund	3.85	-0.48	15.56	24.68	-8.36
Stock Sector Average	6.52	-1.27	6.50	13.58	-5.07

Cumulative Performance to 30/09/20

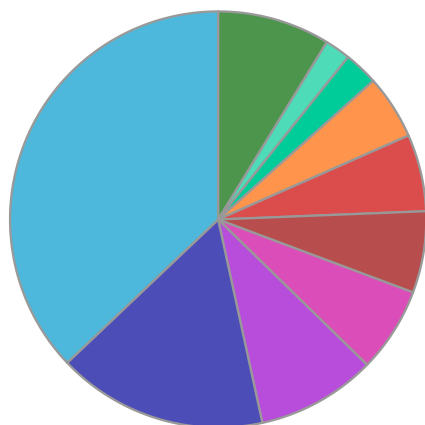
	1 Yr	2 Yrs	3 Yrs	4 Yrs	5 Yrs
Fund	-5.82	-1.68	6.09	13.47	46.62
Stock Sector Average	-2.01	-0.83	4.10	11.01	24.52

Performance Analysis - Annualised 3 years

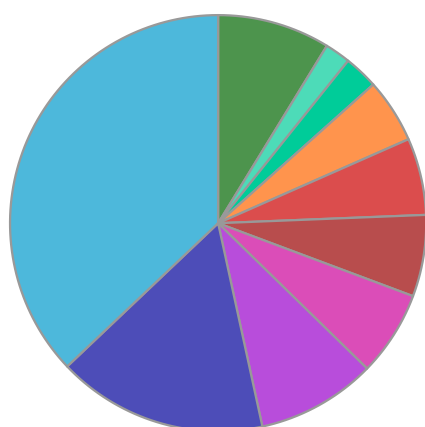
	Growth Rate %	Volatility	Alpha	Beta	Sharpe
Fund	1.99	10.74	0.81	1.01	0.00
Stock Sector Average	1.35	8.57	0.00	1.00	0.00

iShares EdMSCIEMMinVoIUETF £

Fund Composition



	(%)
Chinese Equities	37.11
Taiwanese Equities	16.34
Indian Equities	9.29
South Korean Equities	6.61
Saudi Arabian Equities	6.34
Thai Equities	5.98
Malaysian Equities	5.00
Qatari Equities	2.65
Philippine Equities	1.99
Others	8.76



	(%)
China	37.11
Taiwan	16.34
India	9.29
Korea	6.61
Saudi Arabia	6.34
Thailand	5.98
Malaysia	5.00
Qatar	2.65
Philippines	1.99
Others	8.76

Largest Holdings

Holdings	(%)
ALIBABA GROUP HLDG LTD	1.79
TAIWAN SEMICONDUCTOR MANUFACTURING	1.66
TAIWAN COOPERATIVE FINANCIAL HLDGS	1.42
FIRST FINANCIAL HLDGS CO	1.37
CHUNGHWA TELECOM	1.35

Holdings	(%)
MEITUAN DIANPING	1.35
SAUDI TELECOM	1.31
TAIWAN MOBILE CO	1.30
YUM CHINA HLDGS INC	1.21
CHINA MOBILE LTD	1.18

* Data supplied by fund managers regarding fixed interests funds may not specify yield type. As the provision of redemption yield is an FCA regulatory requirement Novia assumes these are used.

Important Information

Performance details and yields are as at 30/09/2020. Performance figures are inclusive of net reinvested income. Source: FE. This document is designed only for professional investors and experienced advisers. The value of investments and the income gained may fluctuate. Investors may not get back the full amount invested. Past performance is not a guide to the future.