

iShares EdMSCIWldMinVolUETF H £

Fund Information

Sector

Equity - Global

Manager's Name

BlackRock Asset Management Ireland Ltd

Date Manager Appointed

Nov 2012

Launch Date

Nov 2012

Fund Size(£m)

£3956.77

Yield* (See page2)

0.00 %

XD Dates

N/A

Last Distribution

N/A (XD Date)

N/A (Pay Date)

N/A(Distribution)

OCF

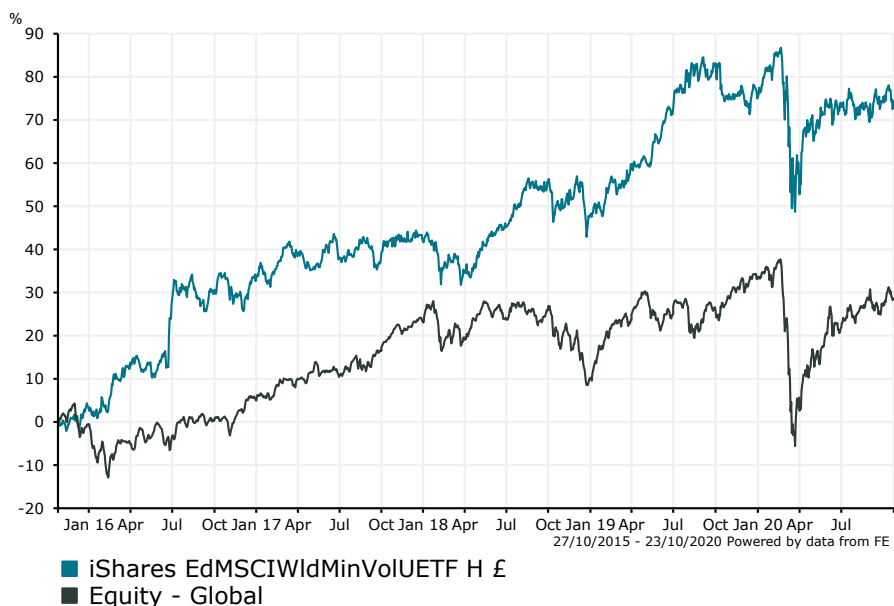
0.30 %

Fund Aim

The Fund seeks to track the performance of an index composed of selected companies from developed countries that, in the aggregate, have lower volatility characteristics relative to the broader developed equity markets.

Sector: Equity - Global

Performance



Morningstar Analyst Rating
Silver

FE Crown Rating
★★★★★

Discrete Performance - 12 months to 31/12/19

	2019	2018	2017	2016	2015
Fund	18.40	3.93	7.20	28.11	11.16
Stock Sector Average	20.78	-10.65	17.36	5.70	-2.63

Cumulative Performance to 30/09/20

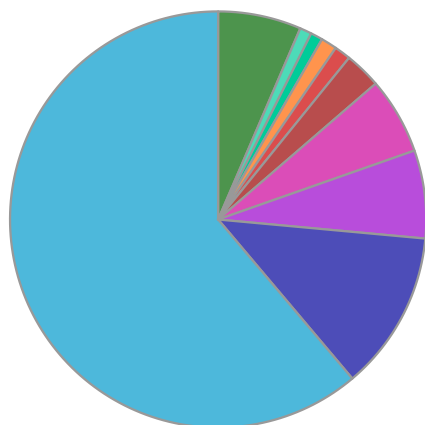
	1 Yr	2 Yrs	3 Yrs	4 Yrs	5 Yrs
Fund	-4.66	11.76	26.79	34.21	82.49
Stock Sector Average	0.23	0.79	8.84	26.66	36.21

Performance Analysis - Annualised 3 years

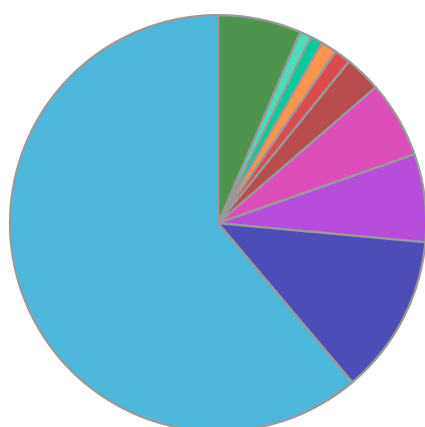
	Growth Rate %	Volatility	Alpha	Beta	Sharpe
Fund	8.23	10.40	6.97	0.43	0.46
Stock Sector Average	2.87	15.33	0.00	1.00	0.00

iShares EdMSCIWorldMinVolUETF H £

Fund Composition



	(%)
US Equities	61.13
Japanese Equities	12.38
Canadian Equities	6.83
Swiss Equities	5.95
Hong Kong Equities	2.84
German Equities	1.27
Danish Equities	1.24
Australian Equities	0.94
French Equities	0.92
Others	6.46



	(%)
USA	61.13
Japan	12.38
Canada	6.83
Switzerland	5.95
Hong Kong	2.84
Germany	1.27
Denmark	1.24
Australia	0.94
France	0.92
Others	6.46

Largest Holdings

Holdings	(%)
VERIZON COMMUNICATIONS INC	1.50
NESTLE SA	1.42
NEWMONT CORP	1.37
BARRICK GOLD CORP	1.35
NTT DOCOMO INC	1.35

Holdings	(%)
NEXTERA ENERGY INC	1.32
FRANCO NEVADA CORP	1.31
WASTE MANAGEMENT INC	1.26
PEPSICO INC	1.24
DEUTSCHE TELEKOM AG	1.16

* Data supplied by fund managers regarding fixed interests funds may not specify yield type. As the provision of redemption yield is an FCA regulatory requirement Novia assumes these are used.

Important Information

Performance details and yields are as at 30/09/2020. Performance figures are inclusive of net reinvested income. Source: FE. This document is designed only for professional investors and experienced advisers. The value of investments and the income gained may fluctuate. Investors may not get back the full amount invested. Past performance is not a guide to the future.