

MI Charles Stanley Equity B Inc

Fund Information

Sector

IA UK All Companies

Manager's Name

 Chris Ainscough
Will Dobbs

Date Manager Appointed

Apr 2015

Launch Date

Dec 2012

Fund Size (£m)

£14.08

Yield* (See page2)

1.64 %

XD Dates

Aug 03, Feb 03

Last Distribution

03/08/20 (XD Date)

30/09/20 (Pay Date)

0.89(Distribution)

OCF

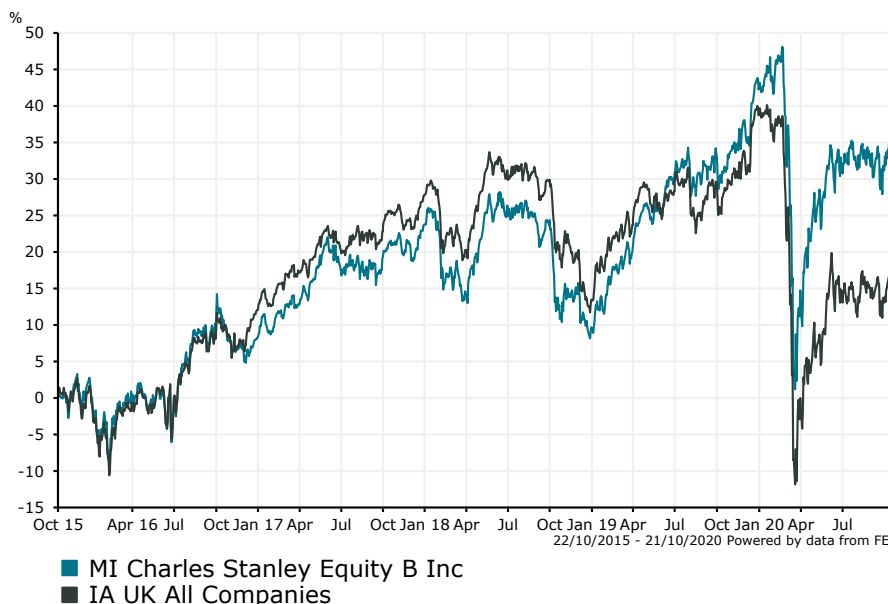
0.95 %

Fund Aim

The investment objective of the MI Charles Stanley Equity Fund is to generate capital growth from a portfolio consisting predominantly of companies which form the FTSE 350 Index. There may be occasions when we choose to hold collective investment schemes and a high level of bonds, government securities, cash and money market instruments.

Sector: IA UK All Companies

Performance


Morningstar Analyst Rating

N/A

FE Crown Rating

Discrete Performance - 12 months to 31/12/19

	2019	2018	2017	2016	2015
Fund	29.69	-11.32	14.35	5.90	3.50
Stock Sector Average	22.24	-11.19	13.99	10.82	4.86

Cumulative Performance to 30/09/20

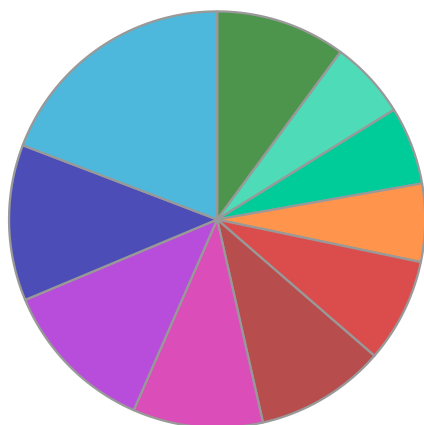
	1 Yr	2 Yrs	3 Yrs	4 Yrs	5 Yrs
Fund	-1.69	6.08	10.15	19.82	35.61
Stock Sector Average	-12.76	-12.78	-7.95	4.61	16.90

Performance Analysis - Annualised 3 years

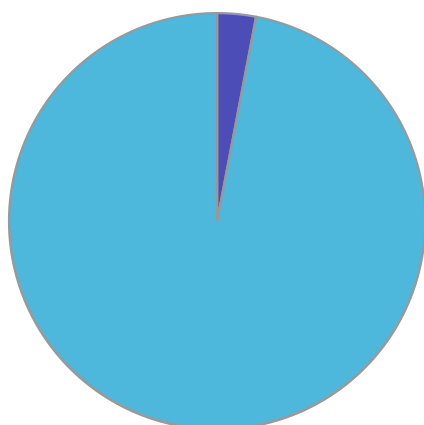
	Growth Rate %	Volatility	Alpha	Beta	Sharpe
Fund	3.28	14.64	5.50	0.83	0.00
Stock Sector Average	-2.72	16.89	0.00	1.00	-0.01

MI Charles Stanley Equity B Inc

Fund Composition



	(%)
Industrials	19.00
Consumer Staples	12.00
Financials	12.00
Information Technology	10.00
Materials	10.00
Health Care	8.00
Consumer Discretionary	6.00
Mutual Funds	6.00
Utilities	6.00
Others	10.00



	(%)
UK Equities	97.00
Money Market	3.00

Largest Holdings

Holdings	(%)
ALLIANZ TECHNOLOGY TRUST	5.70
ASTRAZENECA PLC	4.80
RECKITT BENCKISER GROUP PLC	4.80
RENTOKIL INITIAL PLC	4.60
UNILEVER	4.10

Holdings	(%)
CRODA INTERNATIONAL PLC	3.90
HALMA	3.60
SMITH & NEPHEW PLC	3.60
AVAST PLC	3.50
RELX NV	3.40

* Data supplied by fund managers regarding fixed interests funds may not specify yield type. As the provision of redemption yield is an FCA regulatory requirement Novia assumes these are used.

Important Information

Performance details and yields are as at 30/09/2020. Performance figures are inclusive of net reinvested income. Source: FE. This document is designed only for professional investors and experienced advisers. The value of investments and the income gained may fluctuate. Investors may not get back the full amount invested. Past performance is not a guide to the future.