

## Margetts Select Strategy R Acc

### Fund Information

**Sector**

IA Mixed Investment 40-85% Shares

**Manager's Name**

Toby Ricketts

**Date Manager Appointed**

Jan 2001

**Launch Date**

Dec 2012

**Fund Size (£m)**

£127.39

**Yield\*** (See page2)

1.53 %

**XD Dates**

Jul 01, Jan 02

**Last Distribution**

01/07/20 (XD Date)

31/08/20 (Pay Date)

8.35(Distribution)

**OCF**

1.29 %

### Fund Aim

To provide medium to long term capital growth on a medium risk basis through the cautious but active management of a diversified portfolio of UCITS schemes and non-UCITS schemes (that have the same characteristics and restrictions as a UCITS scheme) that invest in equity and fixed interest markets in the UK, Europe and throughout the world.

**Sector:** IA Mixed Investment 40-85% Shares

### Performance




■ Margetts Select Strategy R Acc  
■ IA Mixed Investment 40-85% Shares

**Morningstar Analyst Rating**

N/A

**FE Crown Rating**



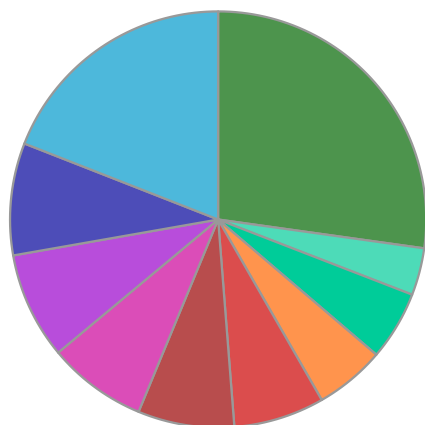
Discrete Performance - 12 months to 31/12/19					
	2019	2018	2017	2016	2015
Fund	15.94	-8.22	10.68	12.15	3.45
Stock Sector Average	15.78	-6.11	9.98	12.87	2.66

Cumulative Performance to 30/09/20					
	1 Yr	2 Yrs	3 Yrs	4 Yrs	5 Yrs
Fund	-4.66	-2.58	2.06	9.89	28.57
Stock Sector Average	-0.19	4.00	9.56	19.52	37.92

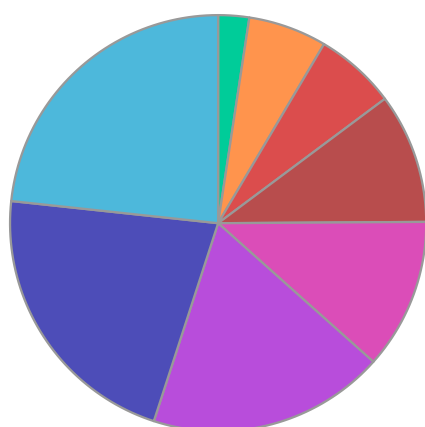
Performance Analysis - Annualised 3 years					
	Growth Rate %	Volatility	Alpha	Beta	Sharpe
Fund	0.68	11.89	-2.48	1.07	0.00
Stock Sector Average	3.09	10.81	0.00	1.00	0.00

Margetts **Select Strategy R Acc**

**Fund Composition**



	(%)
Financials	19.05
Consumer Goods	8.71
Industrials	8.28
Information Technology	7.71
Consumer Services	7.49
Health Care	7.05
Index Linked	5.45
Consumer Discretionary	5.37
Utilities	3.67
Others	27.21



	(%)
UK Equities	23.30
UK Equities	21.70
Global Fixed Interest	18.40
Asia Pacific ex Japan Equities	11.70
North American Equities	10.10
Global Emerging Market Equities	6.30
Europe ex UK Equities	6.10
Money Market	2.40

**Largest Holdings**

Holdings	(%)
SVM UK GROWTH B	8.35
JUPITER UK SPECIAL SITUATIONS I ACC	7.73
BlackRock UK Income X Acc	7.49
RATHBONE INCOME FUND S ACC GBP	7.36
ISHARES UK EQUITY INDEX (UK) D ACC	7.24

Holdings	(%)
L&G SHORT DATED STERLING CORPORATE BOND INDEX C ACC	7.08
ASI UK INCOME UNCONSTRAINED EQUITY INST ACC	6.83
UBS GLOBAL EMERGING MARKETS EQUITY C ACC	6.31
FIDELITY EUROPEAN I INC	6.08
ROYAL LONDON SHORT DURATION GLOBAL INDEX LINKED Z INC	5.90

\* Data supplied by fund managers regarding fixed interests funds may not specify yield type. As the provision of redemption yield is an FCA regulatory requirement Novia assumes these are used.

**Important Information**

Performance details and yields are as at 30/09/2020. Performance figures are inclusive of net reinvested income. Source: FE. This document is designed only for professional investors and experienced advisers. The value of investments and the income gained may fluctuate. Investors may not get back the full amount invested. Past performance is not a guide to the future.