

VT Greystone Global Gth R Acc

Fund Information

Sector
IA Global

Manager's Name
James Menzies

Date Manager Appointed
Jan 2014

Launch Date
Dec 2012

Fund Size (£m)
£96.69

Yield* (See page2)
0.00 %

XD Dates
Mar 31, Sep 30, Oct 01

Last Distribution
31/03/20 (XD Date)
29/05/20 (Pay Date)
0.00(Distribution)

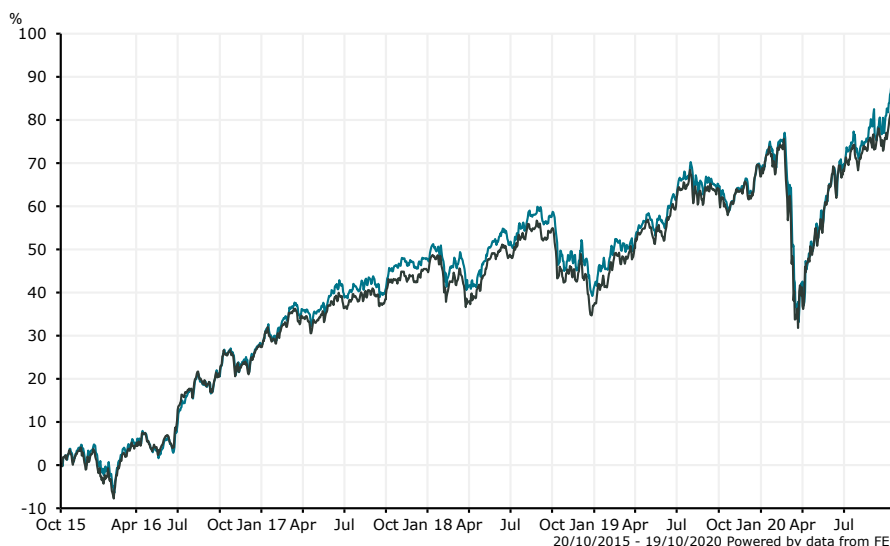
OCF
1.67 %

Fund Aim

Capital growth and outperformance of its sector average with less risk than global equity markets. At least 80% of the fund will be held in overseas shares. We target 6% - 10% annualised growth over the recommended investment time horizon of at least ten years.

Sector: IA Global

Performance



■ VT Greystone Global Gth R Acc
■ IA Global

Morningstar Analyst Rating
N/A

FE Crown Rating
👑👑👑👑👑

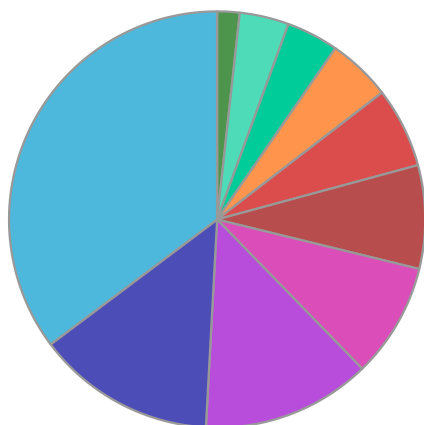
Discrete Performance - 12 months to 31/12/19					
	2019	2018	2017	2016	2015
Fund	20.21	-4.81	15.48	22.22	6.97
Stock Sector Average	21.92	-5.72	14.02	23.33	2.77

Cumulative Performance to 30/09/20					
	1 Yr	2 Yrs	3 Yrs	4 Yrs	5 Yrs
Fund	9.55	14.89	28.78	49.14	89.98
Stock Sector Average	7.19	13.60	26.81	45.73	83.83

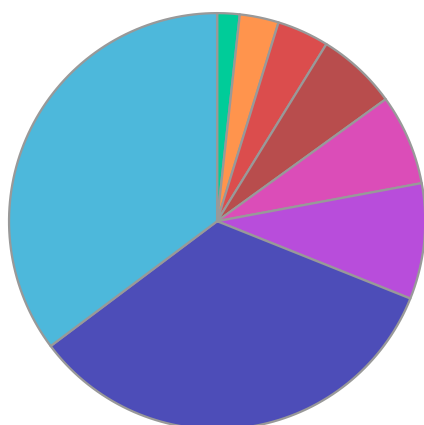
Performance Analysis - Annualised 3 years					
	Growth Rate %	Volatility	Alpha	Beta	Sharpe
Fund	8.80	15.71	0.04	1.09	0.34
Stock Sector Average	8.24	13.76	0.00	1.00	0.34

VT Greystone Global Gth R Acc

Fund Composition



	(%)
US Equities	35.24
Europe ex UK Equities	13.90
North American Equities	13.14
Asia/Pacific ex Japan Equities	8.90
Global Emerging Market Equities	8.03
Japanese Equities	6.23
Infrastructure	4.94
International Equities	4.05
Equities	3.83
Cash & Cash Equivalents	1.74



	(%)
US Equities	35.24
International Equities	33.70
International Equities	8.99
Europe ex UK Equities	7.04
Japanese Equities	6.23
Asia Pacific ex Japan Equities	4.03
Global Emerging Market Equities	3.03
Cash & Cash Equivalents	1.74

Largest Holdings

Holdings	(%)
WELLS FARGO WORLDWIDE US LARGE CAP GROWTH I USD	7.06
FP CARMIGNAC EUROPEAN LEADERS B ACC	7.04
POLEN CAPITAL FOCUS US GROWTH INST USD	6.94
LF MITON EUROPEAN OPPORTUNITIES F ACC	6.86
FIRST SENTIER JAPAN FOCUS E ACC GBP	6.23

Holdings	(%)
BAILLIE GIFFORD AMERICAN B ACC	6.19
BROWN ADVISORY US SUSTAINABLE GROWTH B ACC GBP	6.17
MORGAN STANLEY US ADVANTAGE I ACC GBP	6.11
BLACKROCK EMERGING MARKETS D ACC	5.01
FP FORESIGHT GLOBAL REAL INFRASTRUCTURE A ACC GBP	4.94

* Data supplied by fund managers regarding fixed interests funds may not specify yield type. As the provision of redemption yield is an FCA regulatory requirement Novia assumes these are used.

Important Information

Performance details and yields are as at 30/09/2020. Performance figures are inclusive of net reinvested income. Source: FE. This document is designed only for professional investors and experienced advisers. The value of investments and the income gained may fluctuate. Investors may not get back the full amount invested. Past performance is not a guide to the future.