

Vanguard GblSmall-CapIdx A£

Fund Information

Sector

Equity - International

Manager's Name

Vanguard Equity Index Group

Date Manager Appointed

Dec 2009

Launch Date

Jan 2010

Fund Size(£m)

£2287.52

Yield* (See page2)

0.00 %

XD Dates

Sep 30, Jun 30, Mar 31, Dec 31

Last Distribution

30/09/20 (XD Date)

14/10/20 (Pay Date)

0.77(Distribution)

OCF

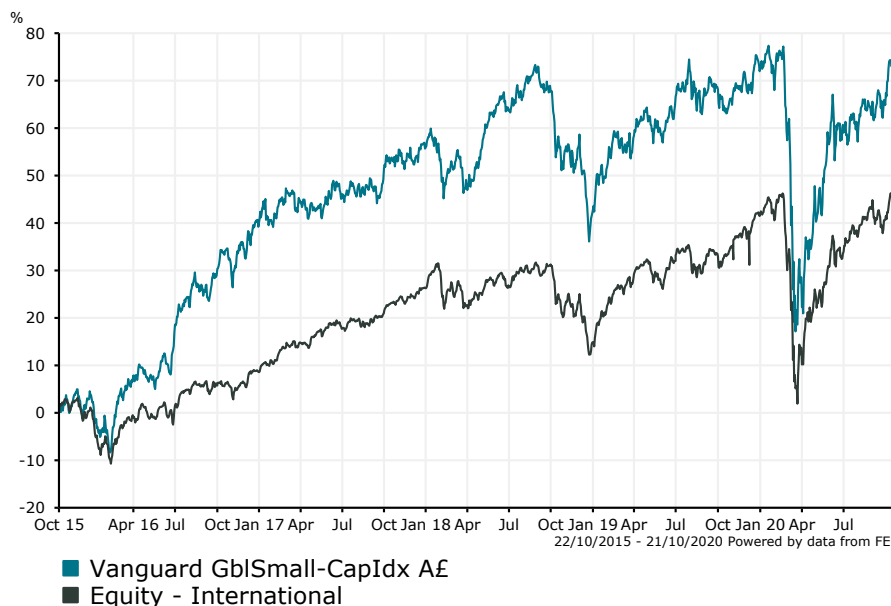
0.31 %

Fund Aim

The Fund seeks to track the performance of the MSCI World Small Cap Index.

Sector: Equity - International

Performance



Morningstar Analyst Rating
Silver

FE Crown Rating

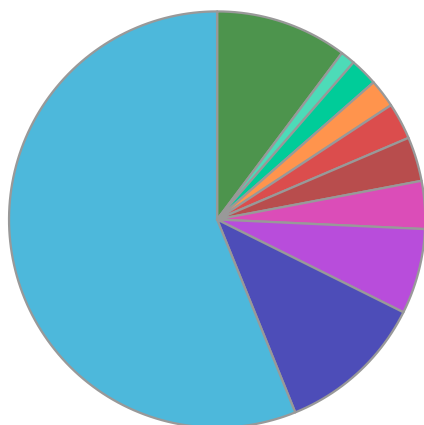
Discrete Performance - 12 months to 31/12/19					
	2019	2018	2017	2016	2015
Fund	21.03	-8.72	11.83	34.20	5.15
Stock Sector Average	23.18	-9.02	16.28	7.94	0.71

Cumulative Performance to 30/09/20					
	1 Yr	2 Yrs	3 Yrs	4 Yrs	5 Yrs
Fund	-2.24	-2.40	10.50	27.80	70.11
Stock Sector Average	5.37	7.38	16.26	33.08	47.64

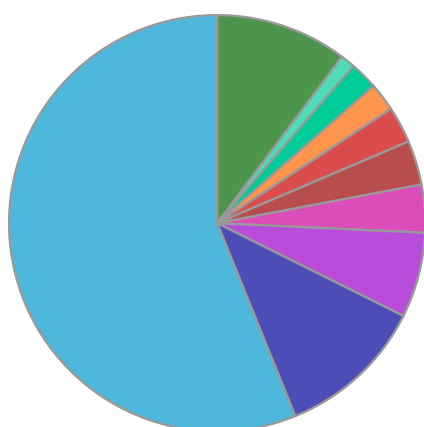
Performance Analysis - Annualised 3 years					
	Growth Rate %	Volatility	Alpha	Beta	Sharpe
Fund	3.38	18.45	-1.92	1.15	0.00
Stock Sector Average	5.15	14.67	0.00	1.00	0.11

Vanguard **GblSmall-CapIdx A£**

Fund Composition



	(%)
US Equities	56.12
Japanese Equities	11.52
UK Equities	6.62
Canadian Equities	3.71
Australian Equities	3.44
Swedish Equities	2.84
German Equities	2.20
Swiss Equities	2.16
Italian Equities	1.14
Others	10.24



	(%)
USA	56.12
Japan	11.52
UK	6.62
Canada	3.71
Australia	3.44
Sweden	2.84
Germany	2.20
Switzerland	2.16
Italy	1.14
Others	10.24

Largest Holdings

Holdings	(%)
CHARLES RIVER LABORATORIES	0.36
HORIZON THERAPEUTICS PLC	0.24
ETSY INC.	0.23
CARVANA CO	0.23
POOL	0.22

Holdings	(%)
HUBSPOT INC	0.20
GENERAC HLDGS	0.20
MONOLITHIC POWER SYSTEM INC	0.19
SOLAREEDGE TECHNOLOGIES INC	0.18

* Data supplied by fund managers regarding fixed interests funds may not specify yield type. As the provision of redemption yield is an FCA regulatory requirement Novia assumes these are used.

Important Information

Performance details and yields are as at 30/09/2020. Performance figures are inclusive of net reinvested income. Source: FE. This document is designed only for professional investors and experienced advisers. The value of investments and the income gained may fluctuate. Investors may not get back the full amount invested. Past performance is not a guide to the future.