

## Liontrust Global Dividend C Acc GBP

### Fund Information

**Sector**

IA Global Equity Income

**Manager's Name**

Storm Uru

**Date Manager Appointed**

Aug 2017

**Launch Date**

Dec 2012

**Fund Size (£m)**

£50.93

**Yield\*** (See page2)

3.66 %

**XD Dates**

Jul 01, Jan 02, Apr 03

**Last Distribution**

01/07/20 (XD Date)

31/08/20 (Pay Date)

2.40(Distribution)

**OCF**

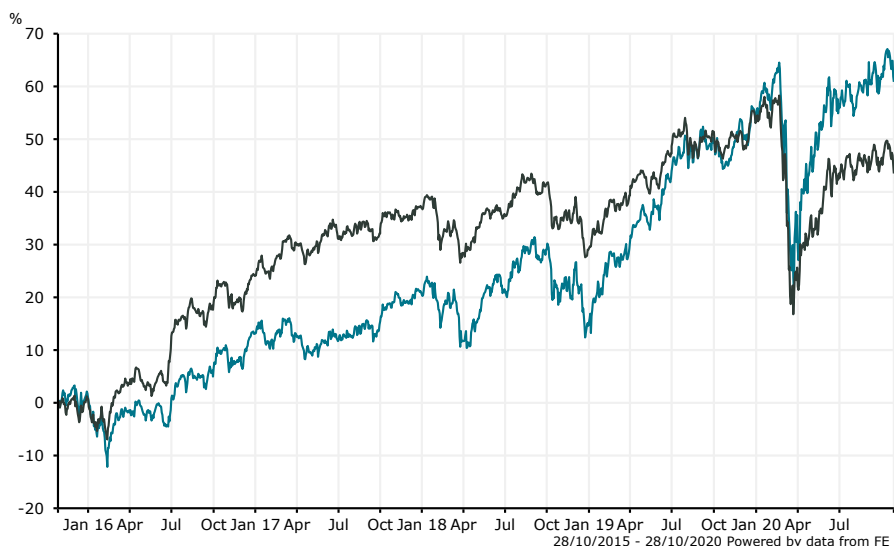
0.90 %

### Fund Aim

The Investment objective of the Liontrust Global Dividend Fund is to generate income with the potential for long term (5 years or more) capital growth. Income Target Benchmark - The Fund aims to deliver a net target yield of at least the net yield of the MSCI World Index each year.

**Sector:** IA Global Equity Income

### Performance



■ Liontrust Global Dividend C Acc GBP  
■ IA Global Equity Income

**Morningstar Analyst Rating**  
N/A

**FE Crown Rating**  
★★★★★

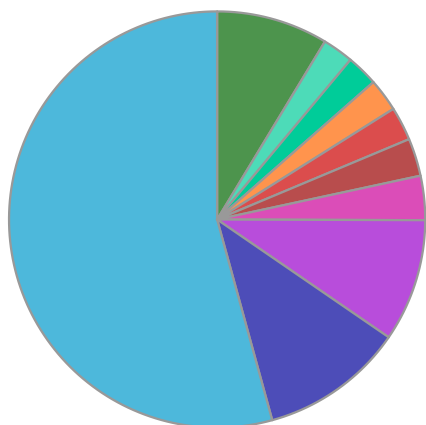
Discrete Performance - 12 months to 31/12/19					
	2019	2018	2017	2016	2015
Fund	33.96	-5.19	6.90	11.12	3.18
Stock Sector Average	18.63	-5.83	10.37	23.21	1.53

Cumulative Performance to 30/09/20					
	1 Yr	2 Yrs	3 Yrs	4 Yrs	5 Yrs
Fund	8.12	25.09	40.58	53.79	70.70
Stock Sector Average	-3.91	2.85	10.04	23.60	54.09

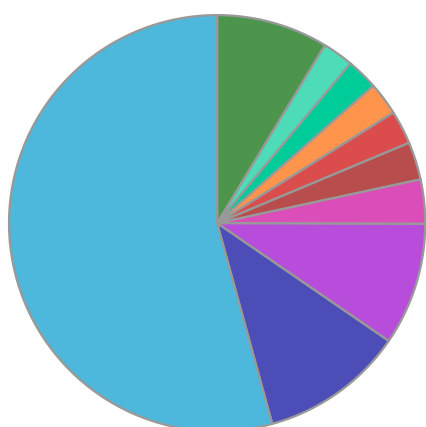
Performance Analysis - Annualised 3 years					
	Growth Rate %	Volatility	Alpha	Beta	Sharpe
Fund	12.02	14.86	8.64	1.04	0.57
Stock Sector Average	3.24	12.66	0.00	1.00	0.00

**Liontrust Global Dividend C Acc GBP**

**Fund Composition**



	(%)
US Equities	54.26
UK Equities	11.16
Canadian Equities	9.52
French Equities	3.43
Russian Equities	2.93
Spanish Equities	2.61
Taiwanese Equities	2.56
Chinese Equities	2.45
German Equities	2.40
Others	8.67



	(%)
USA	54.26
UK	11.16
Canada	9.52
France	3.43
Russia	2.93
Spain	2.61
Taiwan	2.56
China	2.45
Germany	2.40
Others	8.67

**Largest Holdings**

Holdings	(%)
CONSTELLATION SOFTWARE INC	3.90
STRYKER CORP	3.72
AMERICAN TOWER CORP	3.71
ROPER TECHNOLOGIES INC	3.65
ESTEE LAUDER COMPANIES INC	3.51

Holdings	(%)
AUTOMATIC DATA PROCESSING INC	3.50
LVMH MOET HENNESSY VUITTON SE	3.43
MOODYS CORP	3.43
INTUIT INC	3.41
VERISK ANALYTICS INC	3.35

\* Data supplied by fund managers regarding fixed interests funds may not specify yield type. As the provision of redemption yield is an FCA regulatory requirement Novia assumes these are used.

**Important Information**

Performance details and yields are as at 30/09/2020. Performance figures are inclusive of net reinvested income. Source: FE. This document is designed only for professional investors and experienced advisers. The value of investments and the income gained may fluctuate. Investors may not get back the full amount invested. Past performance is not a guide to the future.