

## WAY Gbl Bal Pfl E Inc

### Fund Information

**Sector**

IA Mixed Investment 20-60% Shares

**Manager's Name**

Gill Lakin

**Date Manager Appointed**

Dec 2013

**Launch Date**

Dec 2012

**Fund Size (£m)**

£44.60

**Yield\*** (See page2)

0.00 %

**XD Dates**

Apr 01

**Last Distribution**

01/04/20 (XD Date)

31/05/20 (Pay Date)

0.00(Distribution)

**OCF**

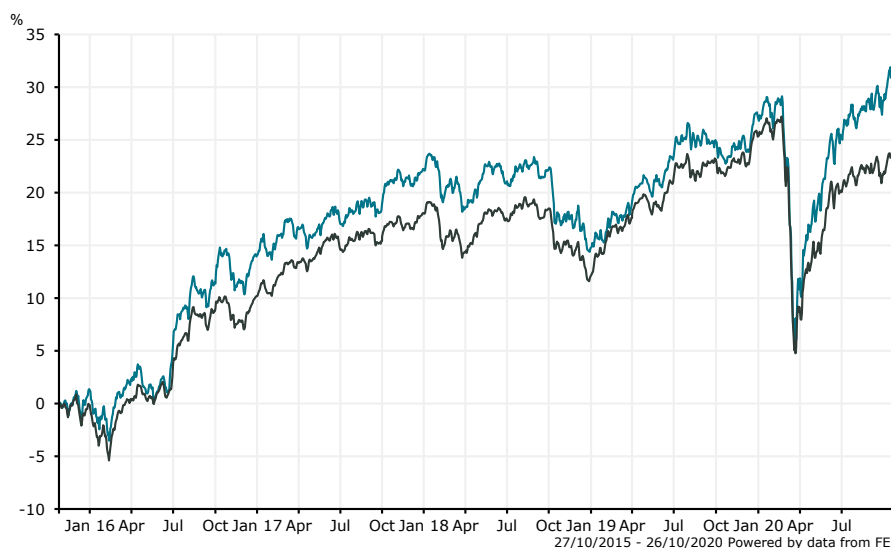
1.75 %

### Fund Aim

The objective of the Fund is to provide long-term capital growth through management of an internationally diversified portfolio of collective investment schemes.

**Sector:** IA Mixed Investment 20-60% Shares

### Performance



■ WAY Gbl Bal Pfl E Inc  
■ IA Mixed Investment 20-60% Shares

**Morningstar Analyst Rating**

N/A

**FE Crown Rating**


#### Discrete Performance - 12 months to 31/12/19

	2019	2018	2017	2016	2015
Fund	10.89	-6.17	7.29	12.41	4.35
Stock Sector Average	11.84	-5.10	7.16	10.32	1.21

#### Cumulative Performance to 30/09/20

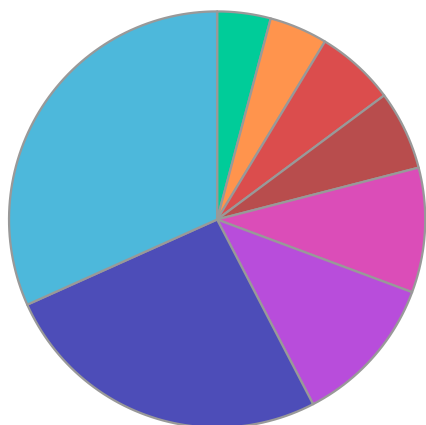
	1 Yr	2 Yrs	3 Yrs	4 Yrs	5 Yrs
Fund	3.05	5.48	8.84	15.51	32.68
Stock Sector Average	-1.19	2.77	5.45	11.94	25.49

#### Performance Analysis - Annualised 3 years

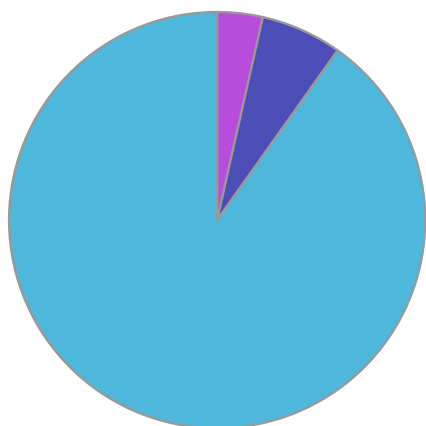
	Growth Rate %	Volatility	Alpha	Beta	Sharpe
Fund	2.86	9.36	0.98	1.07	0.00
Stock Sector Average	1.78	8.49	0.00	1.00	0.00

**WAY Gbl Bal Pfl E Inc**

**Fund Composition**



	(%)
UK	31.71
International	25.92
Europe ex UK	11.69
USA	9.69
Money Market	6.16
Pacific ex-Japan	6.16
Japan	4.52
Global Emerging Markets	4.15



	(%)
Mutual Funds	90.17
Money Market	6.30
Exchange Traded Funds (ETF)	3.53

**Largest Holdings**

Holdings	(%)
FIDELITY INDEX US P	8.22
SCHRODER ISF STRATEGIC CREDIT C ACC NAV GBP	8.04
BLACKROCK EUROPEAN DYNAMIC FD ACC	4.88
LIONTRUST SPECIAL SITUATIONS R INC	4.72
GS GLOBAL STRATEGIC INCOME BOND PORTFOLIO I HEDGED GBP	4.15

Holdings	(%)
GS EMERGING MARKETS EQUITY PORTFOLIO R GBP	4.03
LF MAJEDIE UK FOCUS X ACC GBP	3.95
JANUS HENDERSON HORIZON STRATEGIC BOND IU2 H GBP	3.94
TROJAN O INC	3.93
BAILLIE GIFFORD PACIFIC B INC	3.74

\* Data supplied by fund managers regarding fixed interests funds may not specify yield type. As the provision of redemption yield is an FCA regulatory requirement Novia assumes these are used.

**Important Information**

Performance details and yields are as at 30/09/2020. Performance figures are inclusive of net reinvested income. Source: FE. This document is designed only for professional investors and experienced advisers. The value of investments and the income gained may fluctuate. Investors may not get back the full amount invested. Past performance is not a guide to the future.