

WAY Flex Global Gth Pfl E Inc

Fund Information

Sector

IA Flexible Investment

Manager's Name

Gill Lakin

Date Manager Appointed

Dec 2013

Launch Date

Dec 2012

Fund Size(£m)

£43.40

Yield* (See page2)

0.00 %

XD Dates

Apr 01

Last Distribution

01/04/20 (XD Date)

31/05/20 (Pay Date)

0.00(Distribution)

OCF

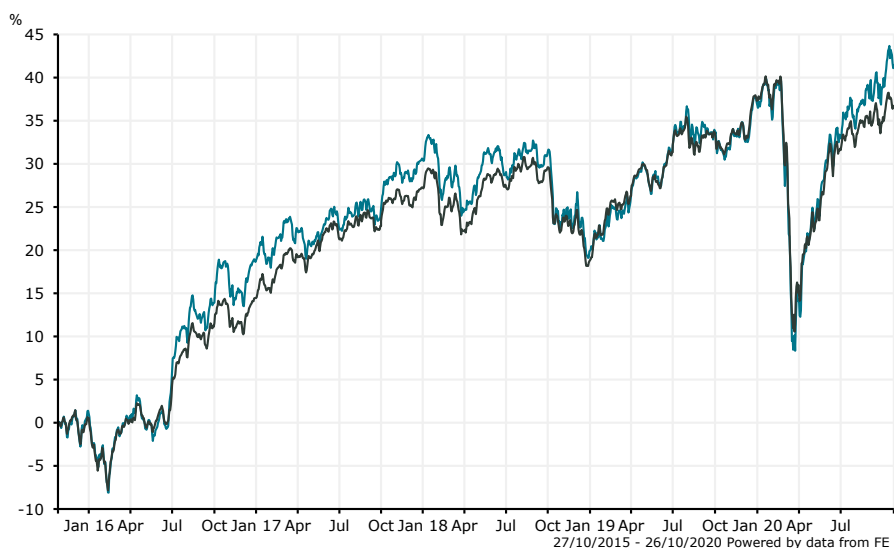
1.84 %

Fund Aim

The objective of the Fund is to provide maximum capital growth from an actively managed and diversified portfolio of collective investment schemes selected from markets worldwide.

Sector: IA Flexible Investment

Performance


■ WAY Flex Global Gth Pfl E Inc

■ IA Flexible Investment

Morningstar Analyst Rating

N/A

FE Crown Rating

Discrete Performance - 12 months to 31/12/19

	2019	2018	2017	2016	2015
Fund	14.39	-8.24	10.10	17.02	6.44
Stock Sector Average	15.66	-6.72	11.21	13.82	1.99

Cumulative Performance to 30/09/20

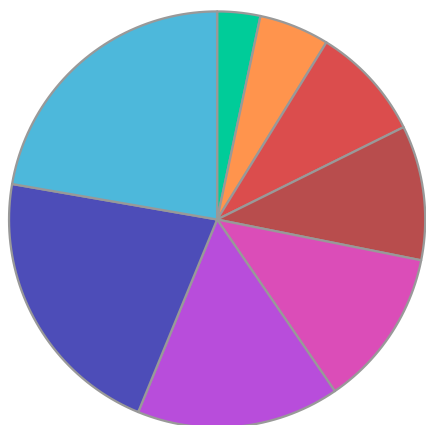
	1 Yr	2 Yrs	3 Yrs	4 Yrs	5 Yrs
Fund	3.73	6.12	12.13	22.03	46.50
Stock Sector Average	0.88	4.15	9.75	21.30	41.26

Performance Analysis - Annualised 3 years

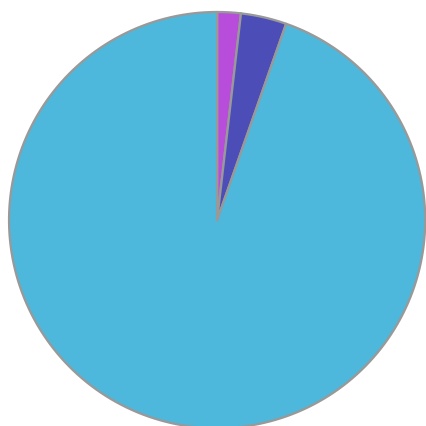
	Growth Rate %	Volatility	Alpha	Beta	Sharpe
Fund	3.89	12.61	0.44	1.13	0.03
Stock Sector Average	3.15	11.00	0.00	1.00	0.00

WAY Flex Global Gth Pfl E Inc

Fund Composition



	(%)
UK	22.27
USA	21.54
International	15.76
Pacific ex-Japan	12.29
Europe ex UK	10.46
Japan	8.88
Global Emerging Markets	5.46
Money Market	3.34



	(%)
Mutual Funds	94.62
Money Market	3.55
Exchange Traded Funds (ETF)	1.83

Largest Holdings

Holdings	(%)
FIDELITY INDEX US P	18.37
BAILLIE GIFFORD PACIFIC B INC	5.93
GS EMERGING MARKETS EQUITY PORTFOLIO R GBP	5.45
LF MAJEDIE UK FOCUS X ACC GBP	4.91
LIONTRUST SPECIAL SITUATIONS R INC	4.76

Holdings	(%)
BLACKROCK EUROPEAN DYNAMIC FD ACC	4.45
T. ROWE PRICE JAPANESE EQUITY C 9 ACC	3.96
Comgest Growth PLC - Comgest Growth Japan	3.64
TROJAN O INC	3.18
VULCAN VALUE EQUITY GBP	3.13

* Data supplied by fund managers regarding fixed interests funds may not specify yield type. As the provision of redemption yield is an FCA regulatory requirement Novia assumes these are used.

Important Information

Performance details and yields are as at 30/09/2020. Performance figures are inclusive of net reinvested income. Source: FE. This document is designed only for professional investors and experienced advisers. The value of investments and the income gained may fluctuate. Investors may not get back the full amount invested. Past performance is not a guide to the future.