

WAY GblMomentum E Acc

Fund Information

Sector

IA Specialist

Manager's Name

N/A

Date Manager Appointed

N/A

Launch Date

Dec 2012

Fund Size (£m)

£14.40

Yield* (See page2)

0.93 %

XD Dates

Sep 01, Mar 02

Last Distribution

01/09/20 (XD Date)

31/10/20 (Pay Date)

0.00(Distribution)

OCF

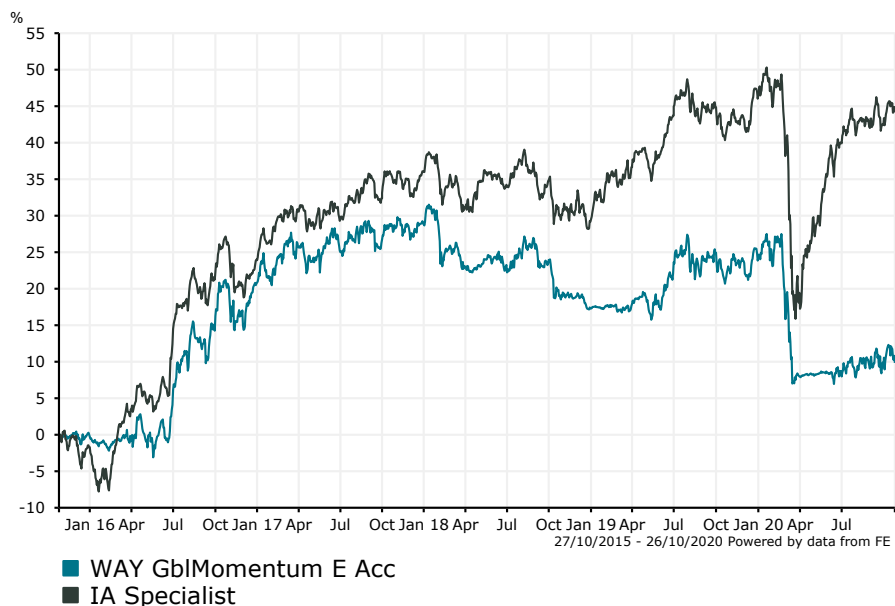
1.28 %

Fund Aim

The objective of the Fund is to provide long-term capital growth

Sector: IA Specialist

Performance


Morningstar Analyst Rating

N/A

FE Crown Rating


Discrete Performance - 12 months to 31/12/19

	2019	2018	2017	2016	2015
Fund	5.59	-9.07	6.87	20.65	-2.37
Stock Sector Average	13.04	-5.05	9.73	26.17	-5.66

Cumulative Performance to 30/09/20

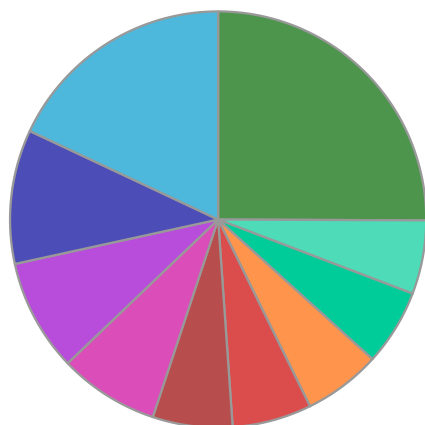
	1 Yr	2 Yrs	3 Yrs	4 Yrs	5 Yrs
Fund	-12.35	-11.31	-13.30	-4.19	9.62
Stock Sector Average	-1.74	5.71	7.58	17.45	48.67

Performance Analysis - Annualised 3 years

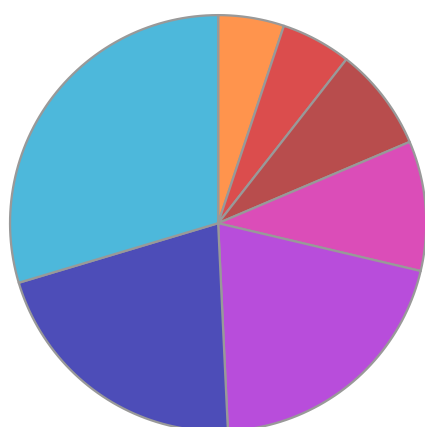
	Growth Rate %	Volatility	Alpha	Beta	Sharpe
Fund	-4.65	7.56	-5.84	0.49	-0.01
Stock Sector Average	2.46	11.94	0.00	1.00	0.00

WAY GblMomentum E Acc

Fund Composition



	(%)
Money Market	18.01
Financials	10.42
Industrials	8.71
Information Technology	7.78
Real Estate	6.20
Gold	6.16
Government Bonds	6.02
Health Care	5.91
Consumer Discretionary	5.73
Others	25.07



	(%)
Money Market	29.62
North American Equities	21.13
European Equities	20.56
Asia Pacific Equities	10.08
Others	8.04
International Equities	5.45
Commodity & Energy	5.12

Largest Holdings

Holdings	(%)
LYXOR INDEX FUND SICAV SMART CASH C GBP UCITS	7.98
ISHARES III PLC UK GILTS 0-5YR ETF GBP DIST	7.66
MULTI UNITS LUXEMBOURG	7.48
ISHARES III PLC	5.45
ISHARES PLC ISHARES MSCI NORTH AMERICA UCITS ETF USD DIST	5.37

Holdings	(%)
ISHARES III PLC S&P SMALLCAP 600 ETF \$ DIST GBP	5.37
XTRACKERS EURO STOXX 50 UCITS ETF 1D CHF	5.33
ISHARES	5.30
VANGUARD FUNDS PLC S&P 500 UCITS ETF USD DIS	5.28
ISHARES PLC ISHARES AEX UCITS ETF EUR DIST	5.13

* Data supplied by fund managers regarding fixed interests funds may not specify yield type. As the provision of redemption yield is an FCA regulatory requirement Novia assumes these are used.

Important Information

Performance details and yields are as at 30/09/2020. Performance figures are inclusive of net reinvested income. Source: FE. This document is designed only for professional investors and experienced advisers. The value of investments and the income gained may fluctuate. Investors may not get back the full amount invested. Past performance is not a guide to the future.